


Exhibit 25




Canadian Horse Defence Coalition

150 First Street
P.O. Box 21079
Orangeville, Ontario L9W 4S7
Phone: (250) 768-4803
Email: info@defendhorsescanada.org
Web: www.defendhorsescanada.org

CONTENTS

| | |
|---|----|
| Executive Summary | 3 |
| Investigation Findings | 9 |
| Violations of Canadian Laws: Meat Inspection Act – Part III | 25 |
| Audit Results | 26 |
| Slaughter Footage Index: | |
| July 13, 2011 | 29 |
| July 14, 2011 | 60 |
| Appendix A: The Meat Inspection Regulations, 1990 - Part III | 66 |
| Appendix B CFIA Manual of Procedures, Chapter 17, Annex E | 68 |
| CFIA Equine Information Document (EID) – Template | 69 |
| Appendix C CFIA List of Federally Registered Horsemeat Establishments | 70 |
| Appendix D: Equine Anatomy | 72 |
| Appendix E: Photographs of horses in overnight holding pens | 73 |
| Appendix F: Samples of EID Photos and Forms | 77 |
| Appendix G: Stun box design | 82 |
| Appendix H: Photographs of discarded halters, cold storage and hides | 84 |

Cover Image: Horse 19 from Day 2 in stun box at Les Viandes de la Petite-Nation Inc.
St-André-Avellin, Quebec



EXECUTIVE SUMMARY

Les Viandes de la Petite-Nation Inc. is a private meat processing company that slaughters a variety of species, including horses. In 2010, the company received a \$2.0 million infusion from the federal government to help with upgrades to its meat processing facility: http://www.meatradenewsdaily.co.uk/news/061010/canada_more_government_meat_investment.aspx.

Further, in March 2011, a repayable loan of \$2.0 million was granted by Agriculture and Agri-Food Canada for the purpose of improving and modernizing slaughter operations and enhancing slaughter capacity in the plant:


<http://www4.agr.gc.ca/AAFC-AAC/display-afficher.do?id=1306532429398&lang=eng>.

The CHDC was provided with full footage from two days and numerous photos taken by an anonymous source at Les Viandes de la Petite-Nation on July 13 and 14, 2011.

Les Viandes de la Petite-Nation differs from other horse slaughterhouses from which we have received slaughter footage (Natural Valley Farms/Natural Meat Company, Bouvry Exports and Viande Richelieu) in that some of the workers, and the shooter in particular, seem to have been provided with training on horse behaviour (the man possibly whipping horses into the kill line, however, was an exception, as he could frequently be heard yelling at and whipping the horses down the kill line).

Regarding the improved handling practices, an article in Alberta Farm Express dated September 26, 2010 entitled "*Que. multi-species meat plant gets loan for renos*", stated:

"The company notes its three-year-old plant includes the 'most modern' animal handling systems in Canada, designed by the U.S. livestock handling expert Temple Grandin." "Total respect and consideration are given to the animals in order to minimize stress,' the company states on its website.": <http://www.albertafarmexpress.ca/news/que-multi-species-meat-plant-gets-loan-for-renos/1000386850/>



This photo shows overcrowded horses in the holding pens at Les Viandes de la Petite-Nation with the trademark Temple Grandin designed walkway for cattle to the left.

While the shooter sometimes made an effort to calm the frantic horses in the stun box, the vast majority continued to be terrified. These attempts to calm the horses did not help to ensure a humane death. **In fact, Les Viandes de la Petite-Nation has the highest failure to stun rate of all the plants we have audited.**

On Day 1, fully 59% of the horses had to be shot more than once (with one horse receiving up to 11 shots). An additional 10% *should have* been afforded at least a second shot, but were not.

On Day 2, 28% were shot more than once, with an additional 7 requiring a second shot, but never receiving it (even though the shooter may have felt that additional shots were required, and attempted to do so, but it appeared that the captive bolt pistol jammed).

This is a clear indication that good management cannot compensate for the many factors that contribute to making horse slaughter in an assembly-line manner inherently inhumane.

Canada's Meat Inspection Act - PART III (Appendix A) states:

Examination, Inspection, Humane Treatment and Slaughter, Packaging and Labeling

79. Every food animal that is slaughtered shall, before being bled,

(a) be rendered unconscious in a manner that ensures that it does not regain consciousness before death, by one of the following methods:

(i) by delivering a blow to the head by means of a penetrating or non-penetrating mechanical device in a manner that causes immediate loss of consciousness,

<http://laws-lois.justice.gc.ca/eng/regulations/SOR-90-288/page-20.html>

As for government oversight, even after the Canadian Horse Defence Coalition (CHDC) had exposed 3 other horse slaughterhouses and the many significant welfare problems within them, the Canadian Food Inspection Agency (CFIA) officials were again conspicuously absent at La Petite-Nation.

In some 20 hours of footage over a span of 2 days, just one inspector or veterinarian (white hard hat, blue smock and stethoscope worn around neck) appeared at the stun box, overseeing the stunning of 3 to 5 horses for a total of only 3½ minutes. He was present for just 1 minute, 11 seconds on Day 2, but no horse was in the stun box at the time.

It is also very likely that a number of horses revived on the suspending line, given that a blood-covered captive bolt pistol was carried in from the suspending/butchering area to the stun box area to be hosed off. The amount of blood on the pistol leads us and our veterinarian auditor to believe that it must have been used on horses that were already bleeding out from the shots applied in the stun box. This would give the plant an **Automatic Fail** - the same rating Natural Valley Farms/Natural Meat Company (now defunct), Bouvry Exports and Viande Richelieu all received.

The sheer terror of the horses was evident in the number of individual animals who whinnied, slipped, and fell in the stun box (including those who even whinnied after receiving one or more shots: Horses 41 and 54 on Day 2). This would also give the plant a **fail** rating on the slaughter audit standards.

The poor design of the stun box with its plastic curtain separating it from the suspending/butchering area added to the horses' fear. Many horses parted the curtain with their noses to stare into the suspending/butchering area. One horse stared into the butchering area for over 20 seconds and a number of horses were shot *while* staring into the area, thus resulting in an incorrect angle for the shot.

While the shooter appeared to be diligent in hosing the front of the stun box where he could see blood and brain matter, not once was the stun box hosed thoroughly on the inside, where the majority of matter accumulated. As soon as a horse entered the stun box they were met with dripping blood, brain matter and excrement from those who went before them.

In addition, the time between horses entering the stun box after the horse before them was alarmingly short, with an average of less than 3 minutes (see tables beginning on page 21).

Adding further stress to the horses, but which seems to be common practice in slaughter plants, was they were not provided with hay or water in the overnight holding pens. Many of these horses were thin and dehydrated, and some in a weakened state. From the Equine Information Documents (EIDs) photographed, we know that many of the horses came from the U.S., from States as far away as Tennessee. EID evidence indicates the horses were purchased at Sugarcreek, Ohio; Shipshewana, Indiana; and Ontario Livestock Exchange (OLEX) horse auctions.

One horse on the night of the walk-through, as seen in the evidence provided, appeared sick, diseased or injured and was lying down, putting him at risk of being trampled by the others. If this horse was in this condition upon arrival, the CFIA officials and/or workers at the plant should have segregated or euthanized him, as humane slaughter regulations require.

Since January 2010, it is mandatory for all operators of CFIA inspected facilities in Canada engaged in equine slaughter for edible purposes to have complete identity and medical records for all animals (domestic and imported) presented for slaughter. These records are referred to as Equine Information Documents (EIDs).

CFIA Manual of Procedures, Chapter 17, Annex E sections include: EID Elements; List of Veterinary Drugs Not Permitted for Use in Equines Slaughtered for Food; List of "Essential Veterinary Drugs Permitted in Equines with a 6-Month Withdraw Period", and other sections of information meant to inform how the CFIA intends to meet European Commission requirements for horsemeat exports (Appendix B):

<http://www.inspection.gc.ca/english/fssa/meavia/man/ch17/annexee.shtml>

The EID forms at La Petite-Nation uniformly denied any drugs given to the horses, including animals as old as 30 years who had clearly not been with the same owner for the extent of their lives. It is a well-known fact that aged horses may exchange hands numerous times. Also, there is a possibility that the required 6-month quarantine time for some horses would contribute to sick equines becoming sicker and more infectious. This was evidenced in the footage, as 6 horses appeared to have serious eye infections that went untreated.

Upon our review, the 63 EIDs examined received a complete **fail grade**. All have some form of omission, ranging from incomplete owners' or agents' information to the disturbing discovery of some horses whose descriptions do not match their pictures. From a food traceability standpoint, we found these results alarming.

After reviewing all the EIDs it is apparent that some auction houses are helping to complete the documents on behalf of some owners or agents. Consistent statements such as "Drug-free Six Months" in the same hand writing, and the same red pen colour, are written across the top.

In the case of one Agent, a stamp is repeatedly used. The use of a stamp to fill in a government mandated document for the purposes of food safety, at the very least, sets a frightening precedent. The government's directive is "Signature of Agent" not "Signature of Agent or a reasonable facsimile".

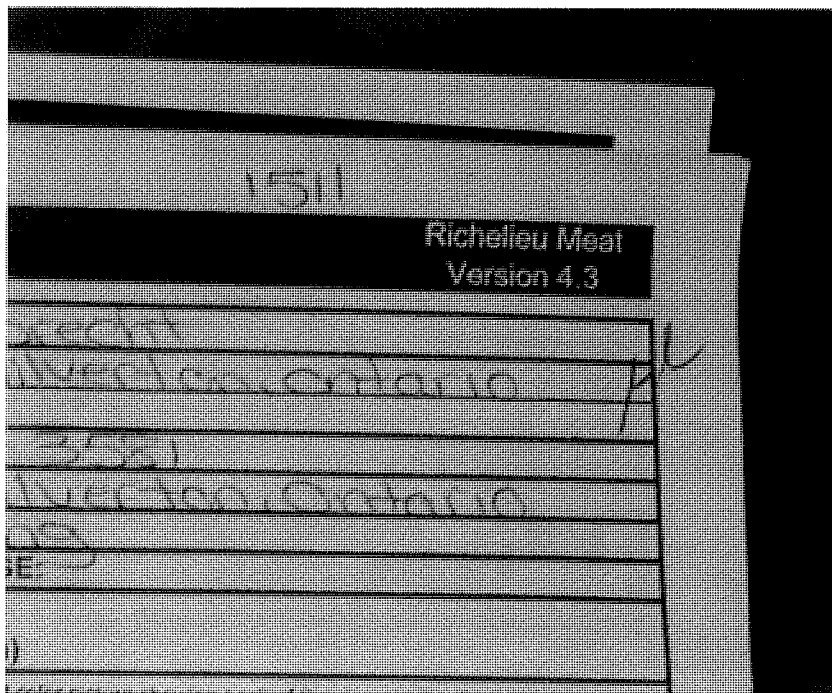
The sloppiness and inaccuracy in how these EIDs are filled out, and the nonchalance in how they are accepted by slaughterhouses that are federally sanctioned in Canada to examine and oversee them, is appalling.

The EID should be treated as a stand-alone document for traceability records; all information relating to that horse should be detailed on them and should be legible, complete and correct. All pictures should be clear and securely attached. None of this has been done in the sampling we've investigated.

Also noted on the EID form is a declaration that the owner signs stating: "I always treated the animal with respect and care to meet the needs." The reality for some horses can be quite different from this statement, such as this mare, Horse # 31.



We note that some EIDs are pre-printed with the name "Richelieu Meat" in the top right corner. Since this government-based form carries an industry header, one could be led to believe that the CFIA and the slaughter industry are actually quite closely aligned. Also, this form is being used at La Petite-Nation, not Richelieu Meats.



Of interest is the fact that the European Commission (EC), seriously concerned about the potential presence of phenylbutazone in horsemeat, is not permitting horses over the age of 6 months to enter the food chain.

The Irish Veterinary Journal, Volume 63, Number 12:

http://www.veterinaryirelandjournal.com/Links/PDFs/CE-Large/CELA_Dec_2010.pdf.pdf

states: "The legislation is now in place (EU Commission Reg. No 504/2008), stating that all horses in Europe must have an equine passport. The legislation goes further to state that any passport issued to an equine over six months of age will automatically be excluded from the food chain."

In view of these and other stringent regulations on European soil, the CHDC questions why the EC places its consumers at risk by allowing potentially tainted horse meat from Canada to end up on dinner plates in Europe.

As this report clearly proves, Canada has a faulty EID system that invites fraud and permits horses of any age to enter the slaughter pipeline, which confirms that the EID system is far from a guarantee that food safety is being addressed.

The evidence also clearly shows that it is impossible, even in a modern designed facility, to humanely slaughter horses in an assembly-line manner.

The CHDC has previously been in receipt of footage from 3 Canadian slaughterhouses killing horses. The previous 3 were from the 2010 investigations of Bouvry Exports and Viande Richelieu, as well as the 2008 investigation of Natural Valley Farms/Natural Meat Company.

After those investigations were released publicly, and despite reassurances from the CFIA and industry that conditions would be improved, this recent investigation demonstrates that a fourth Canadian slaughterhouse is again in violation of humane slaughter regulations.

Based on the evidence and audit failure rating, the CHDC calls on the CFIA and the Canadian government to immediately close Les Viandes de la Petite-Nation slaughter plant and adopt Bill C-322, an Act which will ban the slaughter of horses as well as the importing and exporting of horses to slaughter in Canada:

<http://www.parl.gc.ca/HousePublications/Publication.aspx?Language=E&Mode=1&DocId=5159966&File=24>.

We conclude that horse slaughter must be ended in Canada and all equine slaughterhouses closed.

INVESTIGATION FINDINGS

The CHDC was provided with footage and photos taken by an anonymous source at Les Viandes de la Petite-Nation on July 13 and 14, 2011. The raw images and footage can be made available for review.

Fear Inducing Environment - Noise

Noise levels are high in the plant from the machinery, compressors and saws. As horses rely on sound as their second most important sense, this is very likely distressing for them. It also seems likely that the noise presents both a risk to the workers' hearing and poses a hazard to being able to hear important messages between workers.

It has also been shown that the body's reaction to noise is similar to its response when under stress. Blood pressure and heart rates can increase and hormone and blood cholesterol levels can change. Exposure to too much noise can make a person feel tired, posing an additional safety hazard to both the workers and horses.

Horses' Response

The horses appeared fearful in this environment and vocalizing was present. Vocalizing was prevalent throughout both days but more frequent on Day 2. Many horses whinnied multiple times, some even after being shot (Horses 41 and 54 on Day 2). 10% and 17% of the horses vocalized over the 2 days respectively, earning the plant a **fail** on the American Meat Institute's humane audit standards (designed by Dr. Temple Grandin).

Also, a common behaviour for the horses in the stun box was extreme shaking from fear. Twitching and flinching was also common. Instances of slipping and losing their footing were also seen.

As each day progressed and the stun box became more covered in blood, the horses became more resistant to enter it, so had to be forced from behind with the use of what appeared to be a whip (footage shows a whip as the primary driving tool with plastic paddles also used in the stun box).

Lack of Food and Water in Holding Pens

The lack of basic provisions such as food and water are illegal according to the *Meat Inspection Act*. Given the dehydrated and thin state of many of the horses, as well as the long duration of their transport, the provision of water is a requirement. EIDs show the majority of horses came from U.S. States as far away as Indiana, Pennsylvania, Ohio, New York, Michigan, West Virginia and Tennessee. Not providing water at the slaughter plant shows a total disregard for the welfare of these already stressed and suffering horses.

Condition of the Horses


At least 6 horses appeared to have some form of eye injury or infection in the slaughter footage. One horse appeared to have a large tumour in his/her left eye (Horse 29 - Day 2. See photo in Footage Index).

Many of the horses seen during the walk-through photos of the plant were very thin and likely dehydrated (Appendix E). Photos of other horses attached to EID forms also show thin horses (Appendix F).

Several horses in the holding pens appeared to be Thoroughbreds. One very thin chestnut with tag # 9382 (pictured below) had saddle pad sweat marks on his back, indicating that he had been ridden (perhaps even raced) shortly before shipping to slaughter.



Another, seen in the next image, had what appeared to be rub marks from an ill-fitting harness crupper. This horse also had a shaved bridle path, which is very common in Standardbreds to keep the "check rein" from tangling in the mane.



Some of the horses in the slaughter footage were slick with sweat or had dried sweat marks, indicating a high level of stress or that the holding area was not temperature controlled.

One horse documented during the walk-through appeared too sick, diseased or injured to stand. If this was the condition of the horse when it arrived, he or she should have been euthanized or segregated as is required by the CFIA:

<http://www.inspection.gc.ca/english/anima/trans/transpoe.shtml>.

Some of the horses documented during the walk-through and in the slaughter footage also had additional USDA kill-only and auction stickers on them. One horse had 4 stickers indicating that he or she was likely put through the trauma of multiple auctions and multiple transports.

A total of 104 horses and mules were slaughtered on Day 1. A further 60 were slaughtered on Day 2.

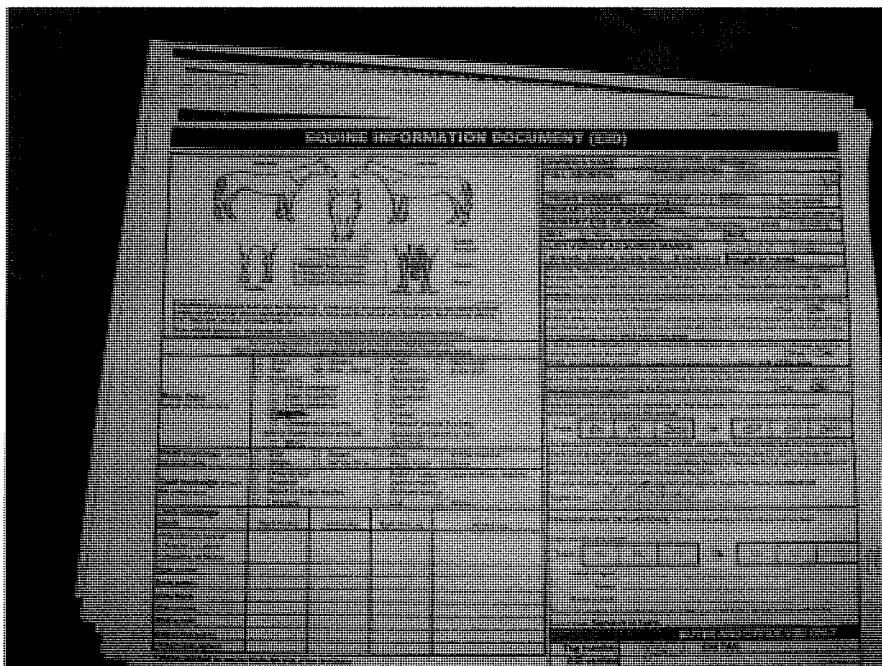
A large number of horses were "light boned" with partially shaved manes at the bridle path. This is a common practice for racing Standardbreds, horses used in harness to pull carriages, as well as Thoroughbreds, show and pleasure horses. Among the many horses slaughtered were Thoroughbred and Standardbred racing stock.

Faulty Documentation

One registered Standardbred was a 4-year-old mare named "Spill the Ink", a descendant of Cam Fella. She raced as recently as April 8, 2011, only 3 months before being slaughtered.

Spill The Ink's EID has some of the worst omissions of all the 63 EIDs we reviewed. The owner's address was incomplete. No age was specified. The required Primary Location was not filled in, nor was the Primary Use of Animal checked. As she last raced on April 8, 2011, her registered owner is not the name written on the EID. The EID also states that this person had "uninterrupted possession, care or control of the animal" from January 1, 2011 to July 7, 2011, illustrating how poor recording practices are with regard to the EIDs examined. Despite receiving faulty documentation, they are accepted regardless by slaughterhouse personnel and the CFIA.

Note that her EID does not show her age, plus the owner's address is incomplete.



Horse Breed Notes

There were a wide variety of breeds, including a number of mules. Below is a sampling of the breeds:

| Breed | Quantity |
|---------------------------|----------|
| Belgian | 21 (15%) |
| Standardbreds (suspected) | 15 |
| Paints | 10 |
| Percherons | 7 |
| Mules | 6 |
| Draft Crosses | 5 |
| Appaloosas | 2 |

Transport to Quebec

Les Viandes de la Petite-Nation is located in St. Andre-Avellin, Quebec. EID evidence indicates the horses in this report were purchased primarily from 3 auctions:

Shipshewana Auction - Shipshewana, Indiana

1200 kilometers from La Petite-Nation

Over 13.5 hours transport time

Sugarcreek Auction - Sugarcreek, Ohio

1050 kilometers from La Petite-Nation

Over 12 hours transport time

Ontario Livestock Exchange (OLEX) - St. Jacobs, Ontario

645 kilometers from La Petite-Nation


Over 8 hours transport time

It's probable that many horses were transported over a number of days, and many may not have been afforded food and water during that time. Not surprisingly, a great number of horses in this report appear thin and dehydrated, as their final days consist of shipment to auction, then auction to holding pen, to long distance transport in crowded trailers, to overnight holding in the slaughter plant without food or water.

Improperly Designed Stun Box

The stun box was seen to have many deficiencies.


Most notably, the stun box is too small for the large draft horses that are common here. The Belgian in this image completely fills this small space. Like most of the other large drafts, he hit his head on the stanchion coming in to the box.



Also concerning for horses is the layout of the entrance into the stun box. They have to step down into it, as opposed to walking on a level surface from the kill line into the box. This is unsettling for the horses that are already in a frightened state.


Once in the box, the floor is slanted towards the dismembering room to allow gravity to cause the body to slide into the bleed out area.

The next image shows the step down, as well as the slanted floor.



The box and the shooter are on the same level, which means that the shooter must reach well above the heads of most of the horses to hit them with the captive bolt pistol, but in the majority of the time, this does not allow for the proper angle to be achieved.

In this image, this example being common practice, the shooter leans far over the horse's head to try to hit a moving target, making an accurate hit very difficult.



Most disturbing is that many of the horses were able to push their heads out the front of the stun box and peer into the butchering area where the horses before them were being hung, bled out and butchered. Many horses appeared increasingly agitated and frightened after doing so.

The image below shows Horse # 27 from Day 2 looking into the dismemberment area.



The image below is from the front of the stun box. The long plastic curtain hangs on the left where horses can look through to the dismemberment room. A short plastic curtain lines the side of the box that opens from the bottom to allow the horses' bodies to slide through into the dismemberment area.



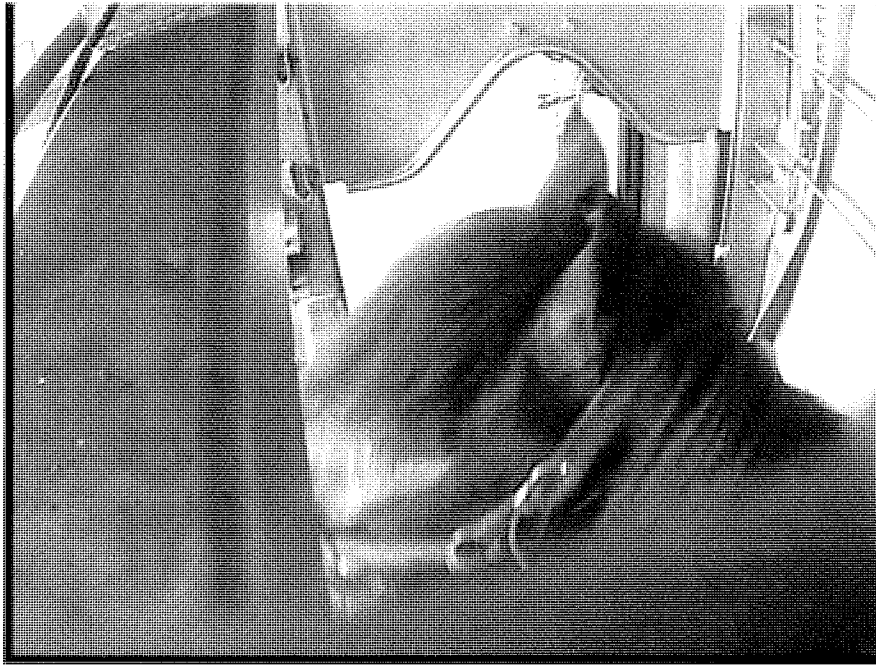
Looking from this view, the area to the immediate right of the box is higher than where the shooter would stand. This makes no sense as reason would dictate that the shooter should be higher than the horses, not lower. The higher level platform on the right was used by an inspector to view slaughter proceedings a few times.

Most horses were head shy and some were also hesitant to lift their heads. With these animals the shooter used a flat plastic paddle to lift up their heads.

The drover who herded the horses to the stun box from the kill line used a whip to get the horses into the box. The whip was heard often and seen several times.

Many horses trembled very badly in the stun box and lost their footing repeatedly. Also, the floor of the box appears to be slanted, which may also partially explain why so many horses lost their footing in the box. Another factor is likely the accumulation of waste and blood from all the horses that went through previously.

In the next two pictures, the left side at the horses' eye level is completely open, which allows them to look through it easily, as this Percheron and Chestnut horse were able to do.



Improper Stuns

In total, 51 to 61 of 104 horses appeared to not have been rendered unconscious after the first shot on the first day; 17 to 24 of 60 horses on the second day. The shooters frequently made second and third shots, however, many of these appeared to be inaccurately placed.

Many of the shots appeared to have been placed far too high on the horses' heads (on the poll) or too low (between the horses' eyes). When the shooter would deliver a second, third, or fourth shot he would often do so to the far right or far left of the original shot. If the horse continued moving after this, the shooter would then "pith" the horse by shooting him or her at the base of the brain (at the poll). This is known to immobilize the animal but does not render it unconscious:

<http://www.fao.org/DOCREP/004/Y0660E/Y0660E01.htm>.

"Pithing unstunned animals is not an acceptable method of destruction as it is inhumane. It is essential on animals that have been stunned only, for example when captive-bolts are used on larger animals. Pithing is also a safety measure to prevent workers being struck by the involuntary movements of a stunned animal."

The retracting bolt of the captive bolt pistol also appeared to become jammed in the heads of a number of horses or perhaps did not emerge at all, leading to horses being hit repeatedly and growing increasingly frantic with each failed hit.

As mentioned above, the angle of numerous shots appeared to be incorrect. According to the CFIA's own instruction manual "Meat Hygiene Directive" (below) the angle of the shot should be from above, directed downwards and at an angle towards the spine of the horse. The positioning at La Petite-Nation, however, appeared incorrect, with the shooter standing lower than the horses' heads. This is especially disastrous for the draft horses.

Chapter 12, Page 22 - Food Animal Handling and Slaughter – Animal Welfare Requirements:

<http://www.inspection.gc.ca/english/fssa/meavia/man/ch12/annexae.pdf>

6 Horses

5.1 Mechanical

Important factors:

5.1.1 Handling and Restraint

- Horses vary a great deal in size
- Handling and restraint facilities must meet current OIE and industry standards, including OSH requirements.
- Restraint facilities must be adaptable and appropriate to the size variation of the animals slaughtered.
- The restraint facilities must be suitable for the operator to stun the animal in an effective manner.

5.1.2 Landmark and approaches

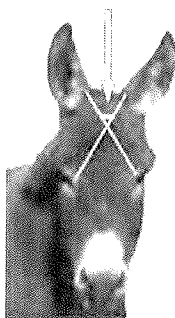
- **Just above the intersection** (1 in.) of imaginary diagonal lines from the attachment of each ear to the medial canthus (middle corner) of the **opposite eye**. (See [b] and [c] below.)
- Plan the trajectory so that the bolt travels through the brain (cerebral hemispheres, midbrain, brainstem). The most significant of these are the midbrain and brainstem which are at the level of the bottom of the attachment of the ears. (See [a] below.)
- Hold and discharge the stunning device perpendicular to the front of the skull
- The frontal bone over the brain is quite thin.

Midbrain and brain stem




[a]

Projectile Entry Point




[b]

Projectile Entry Point



[c]



Diagonal lines running from the inner corner of each eye to the upper edge of the attachment of the opposite ear.

Diagonal lines running from the inner corner of each eye to the upper edge of the attachment of the opposite ear.

Entry point of the projectile which is approximately one inch above the intersection of the diagonal lines.

Entry point of the projectile which is approximately one inch above the intersection of the diagonal lines.

Arrow indicating entry point into the skull and brain cavity.

Location of the brainstem and midbrain – in the middle of the skull.

2011-02-10
RDIMS 2639717 v5


18

Also according to the diagram, the shot should be just above the point of intersection of an X drawn diagonally from each eye to each opposite ear. Yet, many of the shots delivered appeared consistently too high or too low on the horses' heads. Numerous second and third shots were either to the left or right of these initial shots and also appeared too high.

The photo below of Horse 40 shot on July 13, 2011 clearly shows where the first shot hit the horse towards the right and the other hole is from the second shot.



The shooter had ample opportunity to correctly place the captive bolt pistol in this instance as the photo below here shows that the horse was in a good position to be shot correctly.



It was also concerning that the shooters would frequently pound hard on the horses' heads with the captive bolt pistol, instead of placing it against the target area, which caused unnecessary fear and suffering to the horses in the moments before being stunned.

As noted above, there were, on occasion, two shooters. The primary shooter appeared to have had some training in working around horses and worked in a reasonably calm manner. The other shooter, whose primary job was to herd the horses into the stun box, appeared to be rough in his handling practices.

In summary, the many systemic problems at Viandes de la Petite-Nation resulted in terrifying, painful deaths for the majority of the horses documented, with over two-thirds being so frightened that their knees buckled, trembled badly and lost their footing, pawed, thrashed about or attempted to jump from the stun box.

Approximately 40% of the horses, having experienced the excruciating pain of a bolt piercing their faces and brains, remained standing, whinnying or flinching away from the shooter, when and if a second shot was delivered. **One horse appeared to have received up to 11 stunning attempts over the course of 3½ minutes** (Horse 33, Day 1).

Contributing to the inaccuracy of the stunning process is the assembly-line speed at which horses are moved from the stun box to the bleed-out room. The chart below illustrates just how little time elapses between one horse entering the stun box to the next horse going in.

The average time is approximately 3 minutes for a horse to be shot and then passed through to the bleed-out room. The larger gaps in time indicate breaks when no horse was in the stun box.

With speed being the driving factor, it is not surprising that the stun box is not cleaned out properly between horses entering it, and that the assembly-line slaughter of horses results in numerous inaccurate shots with unnecessary suffering.

Day 1

| Horse # | Video | Time horse enters stun box |
|---------|----------|----------------------------|
| 1 | 11074938 | 16:13 |
| 2 | 11074938 | 17:32 |
| 3 | 11074938 | 19:14 |
| 4 | 11074938 | 22:37 |
| 5 | 11074938 | 24:07 |
| 6 | 11074938 | 25:40 |
| 7 | 11074938 | 28:41 |
| 8 | 11074938 | 30:18 |
| 9 | 11074938 | 34:11 |
| 10 | 11082608 | 00:38 |
| 11 | 11082608 | 03:35 |
| 12 | 11082608 | 05:00 |
| 13 | 11082608 | 06:50 |

Day 2

| Horse # | Video | Time horse enters stun box |
|---------|----------|----------------------------|
| 1 | 11074922 | 10:49 |
| 2 | 11074922 | 14:13 |
| 3 | 11074922 | 17:18 |
| 4 | 11074922 | 18:55 |
| 5 | 11074922 | 20:44 |
| 6 | 11074922 | 22:47 |
| 7 | 11074922 | 24:21 |
| 8 | 11074922 | 25:45 |
| 9 | 11074922 | 28:11 |
| 10 | 11074922 | 29:59 |
| 11 | 11074922 | 31:54 |
| 12 | 11074922 | 34:32 |
| 13 | 11082557 | 00:06 |

Day 1

| Horse # | Video | Time horse enters stun box |
|---------|----------|----------------------------|
| 14 | 11082608 | 09:38 |
| 15 | 11082608 | 11:51 |
| 16 | 11082608 | 14:10 |
| 17 | 11082608 | 15:49 |
| 18 | 11082608 | 18:50 |
| 19 | 11082608 | 19:55 |
| 20 | 11082608 | 23:33 |
| 21 | 11082608 | 25:46 |
| 22 | 11082608 | 27:52 |
| 23 | 11082608 | 29:15 |
| 24 | 11082608 | 34:12 |
| 25 | 11090239 | 04:04 |
| 26 | 11090239 | 06:24 |
| 27 | 11090239 | 09:41 |
| 28 | 11090239 | 14:37 |
| 29 | 11090239 | 17:08 |
| 30 | 11090239 | 18:36 |
| 31 | 11090239 | 21:14 |
| 32 | 11090239 | 23:25 |
| 33 | 11090239 | 25:28 |
| 34 | 11090239 | 29:11 |
| 35 | 11090239 | 32:59 |
| 36 | 11090239 | 34:55 |
| 37 | 11093915 | 00:17 |
| 38 | 11093915 | 04:24 |
| 39 | 11093915 | 33:21 |
| 40 | 11101547 | 00:35 |
| 41 | 11101547 | 02:50 |
| 42 | 11101547 | 05:24 |
| 43 | 11101547 | 07:37 |
| 44 | 11101547 | 09:39 |
| 45 | 11101547 | 22:13 |
| 46 | 11101547 | 23:56 |
| 47 | 11105218 | 07:35 |
| 48 | 11105218 | 09:09 |
| 49 | 11105218 | 10:58 |
| 50 | 11105218 | 14:09 |
| 51 | 11105218 | 15:51 |
| 52 | 11105218 | 20:14 |
| 53 | 11105218 | 22:44 |
| 54 | 11105218 | 24:18 |
| 55 | 11105218 | 25:24 |

Day 2

| Horse # | Video | Time horse enters stun box |
|---------|----------|----------------------------|
| 14 | 11082557 | 03:36 |
| 15 | 11082557 | 05:30 |
| 16 | 11082557 | 07:15 |
| 17 | 11082557 | 09:14 |
| 18 | 11082557 | 12:09 |
| 19 | 11082557 | 14:50 |
| 20 | 11082557 | 17:47 |
| 21 | 11082557 | 20:11 |
| 22 | 11082557 | 22:46 |
| 23 | 11082557 | 24:46 |
| 24 | 11082557 | 26:33 |
| 25 | 11082557 | 29:14 |
| 26 | 11082557 | 31:50 |
| 27 | 11082557 | 36:17 |
| 28 | 11090227 | 02:09 |
| 29 | 11090227 | 03:43 |
| 30 | 11090227 | 12:10 |
| 31 | 11090227 | 14:55 |
| 32 | 11090227 | 17:16 |
| 33 | 11090227 | 19:55 |
| 34 | 11090227 | 21:36 |
| 35 | 11090227 | 23:30 |
| 36 | 11090227 | 25:16 |
| 37 | 11090227 | 28:11 |
| 38 | 11090227 | 31:23 |
| 39 | 11090227 | 34:45 |
| 40 | 11090227 | 36:04 |
| 41 | 11093857 | 00:58 |
| 42 | 11093857 | 03:15 |
| 43 | 11093857 | 33:00 |
| 44 | 11093857 | 34:33 |
| 45 | 11093857 | 36:20 |
| 46 | 11101527 | 01:45 |
| 47 | 11101527 | 03:07 |
| 48 | 11101527 | 04:29 |
| 49 | 11101527 | 06:32 |
| 50 | 11101527 | 08:08 |
| 51 | 11101527 | 09:16 |
| 52 | 11101527 | 11:02 |
| 53 | 11101527 | 12:37 |
| 54 | 11101527 | 14:44 |
| 55 | 11101527 | 16:35 |

Day 1

| Horse # | Video | Time horse enters stun box |
|---------|----------|----------------------------|
| 56 | 11105218 | 26:36 |
| 57 | 11105218 | 28:39 |
| 58 | 11105218 | 33:00 |
| 59 | 11112847 | 00:26 |
| 60 | 11112847 | 12:09 |
| 61 | 11112847 | 15:39 |
| 62 | 11120517 | 30:19 |
| 63 | 11120517 | 34:35 |
| 64 | 11124148 | 00:10 |
| 65 | 11124148 | 01:58 |
| 66 | 11124148 | 05:27 |
| 67 | 11124148 | 06:55 |
| 68 | 11124148 | 10:02 |
| 69 | 11124148 | 12:03 |
| 70 | 11124148 | 13:50 |
| 71 | 11124148 | 16:45 |
| 72 | 11124148 | 32:19 |
| 73 | 11124148 | 33:49 |
| 74 | 11124148 | 35:28 |
| 75 | 11131817 | 34:30 |
| 76 | 11135447 | 00:19 |
| 77 | 11135447 | 02:05 |
| 78 | 11135447 | 03:10 |
| 79 | 11135447 | 05:07 |
| 80 | 11135447 | 06:40 |
| 81 | 11135447 | 07:46 |
| 82 | 11135447 | 09:32 |
| 83 | 11135447 | 11:56 |
| 84 | 11135447 | 13:34 |
| 85 | 11135447 | 16:57 |
| 86 | 11135447 | 18:13 |
| 87 | 11135447 | 19:40 |
| 88 | 11135447 | 21:06 |
| 89 | 11143118 | 09:08 |
| 90 | 11143118 | 11:29 |
| 91 | 11143118 | 13:13 |
| 92 | 11143118 | 14:50 |
| 93 | 11143118 | 18:13 |
| 94 | 11143118 | 19:27 |
| 95 | 11143118 | 21:05 |

Day 2

| Horse # | Video | Time horse enters stun box |
|---------|----------|----------------------------|
| 56 | 11101527 | 18:50 |
| 57 | 11101527 | 21:16 |
| 58 | 11101527 | 22:52 |
| 59 | 11101527 | 26:41 |
| 60 | 11101527 | 28:30 |

Day 1

| Horse # | Video | Time horse enters stun box |
|---------|----------|----------------------------|
| 96 | 11143118 | 22:51 |
| 97 | 11143118 | 25:05 |
| 98 | 11143118 | 26:33 |
| 99 | 11143118 | 28:20 |
| 100 | 11143118 | 33:10 |
| 101 | 11143118 | 35:49 |
| 102 | 11150747 | 01:20 |
| 103 | 11150747 | 03:18 |
| 104 | 11150747 | 04:55 |

Subject to the evidence provided by the footage, we conclude that Viandes de la Petite-Nation should receive a **Fail** on 3 of 4 Core Criteria on the American Meat Institute Slaughter Audit standards, with a possible Automatic **Fail** for Bleed-Rail Sensibility.

Based on the evidence and audit failure rating, the CHDC calls on the CFIA and the Canadian government to immediately close Les Viandes de la Petite-Nation slaughter plant and adopt Bill C-322, an Act which will ban the slaughter of horses as well as the importing and exporting of horses to slaughter in Canada:

<http://www.parl.gc.ca/HousePublications/Publication.aspx?Language=E&Mode=1&DocId=5159966&File=24>.

We have done our best at detailing the video in the attached Footage Index. Short compilations of the footage are available on our website at www.defendhorsescanada.org.

For further inquiries please contact the undersigned:

Sinikka Crosland
Executive Director
250.768.4803
info@defendhorsescanada.org

Twyla Francois
Central Region Director
204.296.1375
twyla.1@mts.net

Pour un interview en français, contactez Dr. Olivier Berreville – 204.891.8136

Canadian Horse Defence Coalition
December, 2011

150 First Street
P.O. Box 21079
Orangeville, ON L9W 4S7

VIOLATIONS OF CANADIAN LAWS

Meat Inspection Act – Part III

Examination, Inspection, Humane Treatment and Slaughter, Packaging and Labelling:

<http://laws-lois.justice.gc.ca/eng/regulations/SOR-90-288/page-20.html>

Meat Inspection Act - PART III

Examination, Inspection, Humane Treatment and Slaughter, Packaging and Labelling

- 62.(1)** No food animal shall be handled in a manner that subjects the animal to avoidable distress or avoidable pain.
- 63.(2)** Every food animal that is obviously diseased or injured shall immediately be segregated from apparently healthy food animals.
- 64.** Every holding pen that is used for food animals awaiting slaughter shall be provided with adequate ventilation and shall not be used in a manner that results in their overcrowding.
- 65.** Every food animal in a holding pen awaiting slaughter shall be provided with access to potable water and shall, if held for more than 24 hours, be provided with feed.
- 78.** No food animal, other than a bird or domesticated rabbit, shall be suspended for the purpose of slaughter unless, immediately before being suspended, it is rendered unconscious or killed by a method set out in section 79.
- 79.** Every food animal that is slaughtered shall, before being bled,
(a) be rendered unconscious in a manner that ensures that it does not regain consciousness before death, by one of the following methods:
(i) by delivering a blow to the head by means of a penetrating or non-penetrating mechanical device in a manner that causes immediate loss of consciousness.
- 80.** No equipment or instrument for restraining, slaughtering or rendering unconscious any food animal shall be used by any person for those purposes
(a) unless the person is, by reason of the person's competence and physical condition, able to do so without subjecting the animal to avoidable distress or avoidable pain; or
(b) where the condition of the equipment or instrument or the manner in which or the circumstances under which the equipment or instrument is used might subject the animal to avoidable distress or avoidable pain.

AUDIT RESULTS

American Meat Institute – Slaughter Audit Forms:

<http://www.animalhandling.org/ht/a/GetDocumentAction/i/58636>

Based on Dr. Temple Grandin/American Meat Institute Audit

Date of Killing: Wednesday, July 13, 2011

Core Criteria 1: Effective Stunning

95% accuracy is required for a passing score

Between 49%-59% of horses (of a total of 104) appeared to have been mis-shot and showed clear signs of revival in the form of remaining standing, standing back up, and/or head shaking. (49% were shot two or more times with one horse shot up to 11 times. An additional 10% showed signs of not being rendered unconscious after the first shot, but were not afforded further shots while in the stun box.)

RESULT: FAIL

Core Criteria 2: Bleed Rail Insensibility

Any sensible animal on the bleed rail constitutes an automatic audit failure. It is critical that animals showing signs of a return to sensibility be re-stunned immediately.

0% tolerated

While we are not able to see into the suspension/butchering area, the shooter carried a captive bolt pistol out from the area to hose it off as it was covered with blood. This captive bolt pistol was of a different style than the one used in the stun box. We question why the pistol was so blood smeared. Had it been used on horses in the suspension/butchering area who had already sustained at least one shot and had a blood covered face or head?

RESULT: POSSIBLE AUTOMATIC FAIL

Core Criteria 3: Slips and Falls (only Falls counted and only in the stun box)

1% or fewer falls are required for a passing score

While many horses appeared to be terrified in the stun box, lost their footing, thrashed or flailed "only" 4 fell such that their body touched the floor.

RESULT: PASS

Core Criteria 4: Vocalization

3% or less should vocalize (provoked by stress or agitation)

10% of horses vocalized, some as frequently as up to seven times.

RESULT: FAIL

Based on Dr. Temple Grandin/American Meat Institute Audit

Date of Killing: Thursday, July 14, 2011

Core Criteria 1: Effective Stunning

95% accuracy is required for a passing score

Between 28%-40% of horses (of a total of 60) appeared to have been mis-shot and showed clear signs of revival in the form of remaining standing, standing back up, and/or head shaking. (28% were shot two or more times). An additional 7 horses showed signs of not being rendered unconscious after the first shot, but were not afforded further shots while in the stun box. In the case of Horse 30, this was because the captive bolt pistol malfunctioned.

RESULT: FAIL

Core Criteria 2: Bleed Rail Insensibility

Any sensible animal on the bleed rail constitutes an automatic audit failure. It is critical that animals showing signs of a return to sensibility be re-stunned immediately.

0% tolerated

While we are not able to see into the suspension/butchering area, the shooter carried a captive bolt pistol out from the area to hose it off as it was covered with blood. This captive bolt pistol was of a different style than the one used in the stun box. We question why the pistol was so blood smeared. Had it been used on horses in the suspension/butchering area who had already sustained at least one shot and had a blood covered face or head?

RESULT: POSSIBLE AUTOMATIC FAIL

Core Criteria 3: Slips and Falls (only Falls counted and only in the stun box)

1% or fewer falls are required for a passing score

While many horses appeared to be terrified in the stun box, lost their footing, thrashed or flailed "only" 1 fell such that their body touched the floor. This horse (Horse 8) fell repeatedly.

RESULT: FAIL

Core Criteria 4: Vocalization

3% or less should vocalize (provoked by stress or agitation)

17% of horses vocalized, some as frequently as up to six times.

RESULT: FAIL

In summary, at least 40% of the horses were not stunned after the first shot and, according to the OIE (World Organisation for Animal Health) based in Europe, under Chapter 7.5 "Slaughter of Animals", the standards of humane killing of horses are not being met at this facility.

The EU bases their criteria on the OIE standard:

<http://www.oie.int/international-standard-setting/terrestrial-code/>

Slaughter of Animals – Horses, Page 15.

http://www.oie.int/fileadmin/Home/eng/Health_standards/tahc/2010/en_chapitre_1.7.5.pdf

Chapter 7.5 - Slaughter of animals

Horses




Figure Source: Humane Slaughter Association (2005) Guidance Notes No. 3: Humane Killing of Livestock Using Firearms. Published by the Humane Slaughter Association, The Old School, Brewhouse Hill, Wheathampstead, Hertfordshire AL4 8AN, United Kingdom (www.hsa.org.uk).

The optimum position for horses is at right angles to the frontal surface, well above the point where imaginary lines from eyes to ears cross.

Signs of correct *stunning* using a mechanical instrument are as follows:

- a) the *animal* collapses immediately and does not attempt to stand up;
- b) the body and muscles of the *animal* become tonic (*rigid*) immediately after the shot;
- c) normal rhythmic breathing stops; and
- d) the eyelid is open with the eyeball facing straight ahead and is not rotated.

Figure Source: Humane Slaughter Association (2005) Guidance Notes No. 3: Humane Killing of Livestock Using Firearms. Published by the Humane Slaughter Association, The Old School, Brewhouse Hill, Wheathampstead, Hertfordshire AL4 8AN, United Kingdom (www.hsa.org.uk).

2011 © OIE - Terrestrial Animal Health Code

15


FOOTAGE INDEX LES VIANDES DE LA PETITE-NATION INC.

NOTE:

NUMEROUS FIRST SHOTS APPEARED TO HAVE BEEN INACCURATELY PLACED TOO HIGH ON THE HEAD.
MANY SECOND SHOTS APPEARED TO HAVE BEEN AIMED BOTH TOO HIGH AND TOO FAR TO THE RIGHT.
MANY THIRD SHOTS APPEARED TO HAVE BEEN AIMED BOTH TOO HIGH AND TOO FAR TO THE LEFT.

ADDITIONAL NOTES:

- Camera is located above and to the rear of stun box, angled downward toward the head of the horse in the stun box and the shooter in front of it



Colour Key

| | |
|--------|---|
| Red | Inaccurate hit, horse remains conscious |
| Purple | Horse shows signs of fear |
| Green | Horse slips and falls |
| Blue | Horse vocalizing from fear |
| Brown | Horse Shows signs of injury, infection or illness |
| Orange | CFIA present |

WEDNESDAY, JULY 13, 2011

VIDEO 11082608


Horse 12 This horse is seen in the video "Pasture to Plate"

04:55 Small bay horse

05:00 Horse sniffs blood left in head stanchion

05:07 Horse attempts to jump out of the stun box, loses footing and falls

05:18 Both the shooter and the man moving the horses into the stun box appear. Shooter says, "Après vous."



In this image the little horse is still trying to regain his footing when the drover reaches in with the captive bolt pistol.

05:20 The drover shoots the horse

05:21 The shooter immediately shoots the horse a **second** time with a different captive bolt pistol



Here the horse is shot a second time.

05:42 Side of the stun box is lifted
06:00 Horse is pulled through

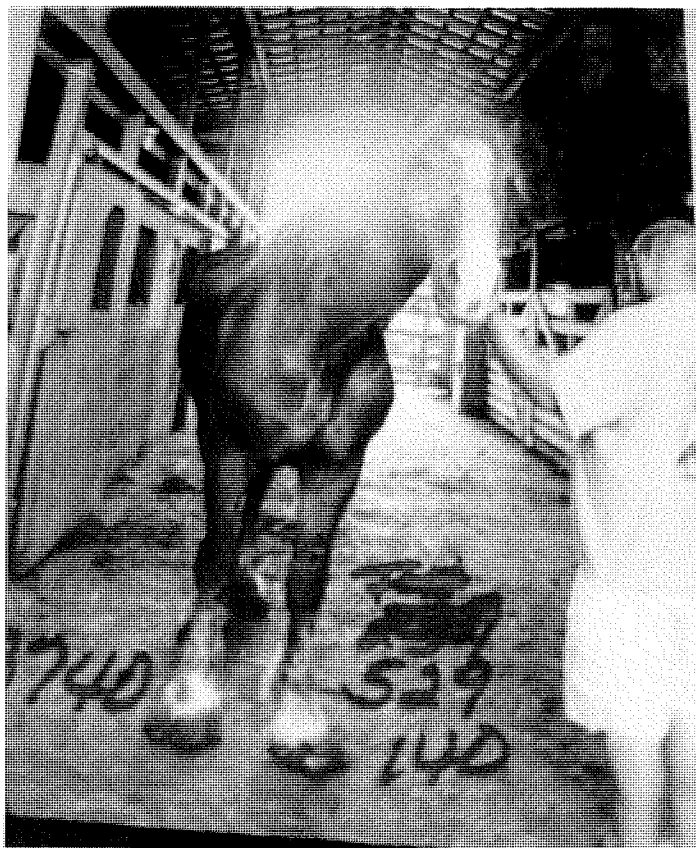
VIDEO 1090239

Horse 27 – 12-year-old Belgian stallion, 19HH

EQUINE INFORMATION DOCUMENT (EID)

Diagram of a horse's head and neck with labels for various parts.


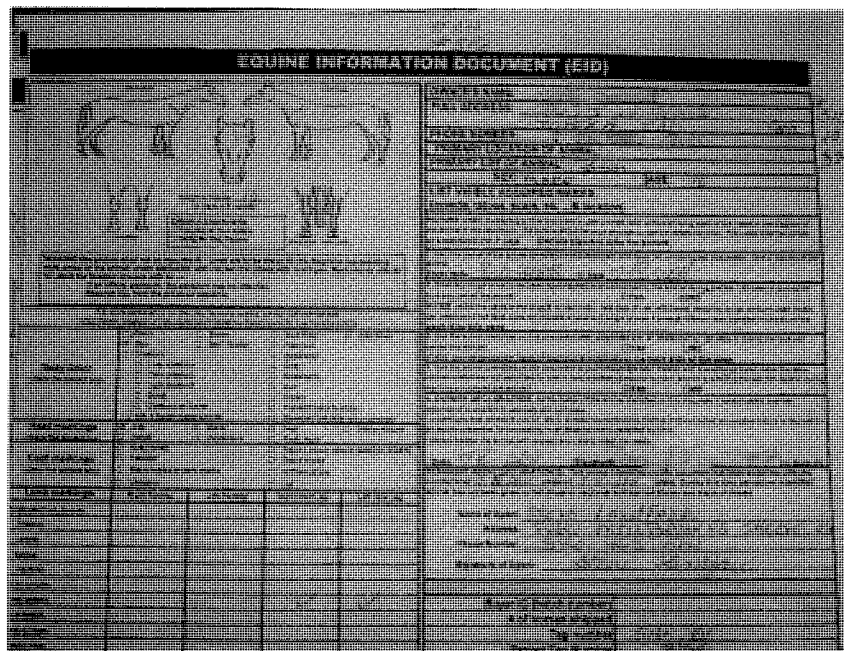
| Section | Field 1 | Field 2 | Field 3 | Field 4 |
|--------------------|----------|---------|---------|---------|
| Breed | Belgian | | | |
| | | | | |
| Sex | Stallion | | | |
| | | | | |
| Age | 12 | | | |
| | | | | |
| Color | Bay | | | |
| | | | | |
| Height | 19HH | | | |
| | | | | |
| Registration | | | | |
| | | | | |
| Owner | | | | |
| | | | | |
| Address | | | | |
| | | | | |
| Phone | | | | |
| | | | | |
| Email | | | | |
| | | | | |
| Date of Birth | | | | |
| | | | | |
| Date of Death | | | | |
| | | | | |
| Date of Capture | | | | |
| | | | | |
| Date of Processing | | | | |
| | | | | |
| Date of Release | | | | |
| | | | | |
| Date of Recapture | | | | |
| | | | | |
| Date of Recapture | | | | |
| | | | | |
| Date of Recapture | | | | |
| | | | | |
| Date of Recapture | | | | |
| | | | | |
| Date of Recapture | | | | |
| | | | | |



- 09:40 Large Belgian with halter on tentatively enters still bloody stun box (white auction sticker: 140, green kill-only USDA sticker: 3740)
- 09:41 Horse sniffs blood in head stanchion while drover can be heard yelling behind horse trying to get him to move ahead
- 09:50 Horse looks into suspending/butchering area; moves ahead suddenly
- 10:00 Horse stares into suspending/butchering area
- 10:08 Halter is removed
- 10:13 Horse continues to stare into bleed out room
- 10:20 Horse is shot with captive bolt pistol (audio lag)
- 10:26 Horse is shot a **second** time
- 10:28 Horse lifting head, moving
- 10:39 Horse is still slightly moving
- 10:42 More movement of this horse's head seen
- 10:51 Horse falls through open side of stun box

Horse 29 – 10-year-old mare, 16HH

EID Primary Location not filled in, EID owner is using phone number of agent



- 16:54 Nervous, sweaty-looking, probably a Standardbred, thin bay mare with bridle path shaved enters the stun box (white auction sticker: 101, green kill-only USDA sticker: 3746)
- 17:08 She looks into suspending/butchering area repeatedly
- 17:31 Shooter has been trying to line up shot saying "whoa, whoa"
- 17:36 She's very head shy, swinging head around to avoid shooter
- 17:38 She's shot while looking into suspending/butchering area
- 17:44 Blood can be seen spurting out of the hole when her head falls backwards. She does not appear to be totally unconscious as there is movement of her head as she falls
- 18:03 Chin lift of stanchion pooling with blood

Horse 31 – 13-year-old Belgian mare, 19HH

Her EID photo shows that she was malnourished, EID does not note 4 white socks, EID Primary Location not filled in, EID owner using phone number of agent.

EQUINE INFORMATION DOCUMENT (EID)

OWNER'S NAME
FULL ADDRESS

BREED
PRIMARY LOCATION OF ANIMAL
PRIMARY USE OF ANIMAL
SEX Male Female

LIST VISIBLY ACQUIRED MARKS
(Circle location above on 4 photos)

Body Color
Color of coat
Color of face
Color of legs
Color of tail
Color of mane
Color of tail
Color of hooves

HEAD MARKINGS
Color of face
Color of ears
Color of eyes
Color of nose
Color of mouth
Color of lips

FEET MARKINGS
Color of hooves
Color of lower legs
Color of upper legs

MARKINGS
Color of neck
Color of chest
Color of back
Color of hindquarters
Color of tail

Signature of Agent: _____
Address: _____
Phone Number: _____
Signature of Agent: _____

Agent ID (batch number): _____
of horses shipped: _____
By: _____



- 21:10 Belgian mare comes into stun box (3 tags – 2 white, 1 green
white auction sticker: 290, green kill-only USDA sticker: 3738)
Hits her head on top of stanchion
21:14 "HEY! HUP!" can be heard as the drover pushes the horse from behind
21:18 Her mane is twitching
21:21 Can hear a horse whinnying
21:35 She's head shy, shooter has difficulty aiming
21:38 She's shot with captive bolt pistol, her body heaves forward and up
21:42 She tries to get back on her feet
21:46 She's shot a **second** time into right temple, slowly sinks down, shaking



- 22:08 She falls through as the side of the stun box is lifted and she slides into
bleed out



- 25:22 Very large Belgian (white auction sticker: 451)
- 25:28 He is looking into bleed out room but snaps head back as shooter comes through door
- 25:35 He again looks into suspending/butchering area
- 25:52 He's shot, head falls into head stanchion
- 25:56 **Second** stunning attempt while head in stanchion
- 26:05 **Third** stunning attempt, convulsions appear to be increasing
- 26:10 Horse's body drops, convulsions increase
- 26:11 Horse appears to be struggling to regain his footing
- 26:13 **Fourth** stunning attempt, just above left eye on the side of his head
- 26:19 Still reacting to sound
- 26:29 While attempting to rise, horse receives **fifth** stunning attempt, into the left temple, head is still up
- 26:33 **Sixth** stunning attempt on top at poll; he continues to move
- 26:40 **Seventh** stunning attempt on top of head in mane
- 26:43 Still trying to move, pushing forward, ears are still moving, HORSE IS OBVIOUSLY STILL CONSCIOUS
- 26:46 Shooter says "Aye - you're not dead"
- 26:50 Shooter goes into suspending/butchering area
Horse is left struggling and conscious
- 26:53 Horse struggles, pulls ears back and forward, still clearly breathing heavily, body heaving with each breath
- 26:57 Shooter returns from suspending/butchering area with a different captive bolt pistol, larger
- 27:01 **Eighth** stunning attempt with new captive bolt pistol on top of head in his mane
- 27:04 **Ninth** stunning attempt into poll with new captive bolt pistol
- 27:08 Horse flinches, pulls ears back as though in pain
- 27:13 **Tenth** stunning attempt, horse continues to move and breathe
- 27:16 Horse is still moving
- 27:26 **Eleventh** stunning attempt at base of the brain; ears flick then the horse lurches forward and then violently falls backwards, but is still showing signs of movement
- 28:52 Side of stun box is opened and horse finally slides through

Horse 35 – 15-year-old Belgian gelding, 18.1HH

EID photo shows head markings as a blaze not stripe as entered, EID
Primary Location not filled in, EID owner is using phone number of agent.

EQUINE INFORMATION DOCUMENT (EID)

OWNER'S NAME: [Handwritten Name]
PHONE NUMBER: [Handwritten Number]
PRIMARY LOCATION OF ANIMAL: [Blank]
PRIMARY TYPE OF ANIMAL: [Blank]
SEX: [Blank] **RACE:** [Blank]
LIST WHETHER ACQUIRED MARKS: [Blank]
MARKS: [Blank]

Body Color: [Blank]
Head Markings: [Blank]
Chest Markings: [Blank]
Leg Markings: [Blank]

Agent: [Handwritten Name]
Phone Number: [Handwritten Number]

Buyer or Other Interest: [Blank]
Full Name: [Blank]
Phone Number: [Blank]
Address: [Blank]



- 32:48 Large Belgian gelding slowly enters still-bloody stun box (two auction stickers, one white auction sticker: 107)
- 32:59 He repeatedly looks into suspending/butchering area and flinches away from it
- 33:36 Horse is shot too far back, between his ears and falls down (audio lag)



Can see the hole from the bullet in the horse's poll

- 33:41 He falls backwards with head caught up on head stanchion chin lift
- 33:51 Side of stun box is lifted; horse is observed to have visible, excessive lip motion while sliding under door indicating that this horse may not have been fully unconscious
- 33:56 As with almost all previous horses, shooter follows horse into suspending/butchering area

VIDEO 11093915

Horse 37 – 12-year-old Belgian gelding, 19HH

EID shows owner and signed name do not match, EID does not note markings on legs, EID Primary Location not filled in, EID owner is using phone number of agent.

EQUINE INFORMATION DOCUMENT (EID)

OWNER'S NAME: _____
FULL ADDRESS: _____
HORSE NUMBER: _____
PRIMARY LOCATION OF ANIMAL: _____
PRIMARY USE OF ANIMAL: _____
BREED: _____ SEX: _____

LIST VISIBLE ACQUIRED MARKS
(Indicate location, color, etc. - if necessary)

SIGNATURE OF AGENT: _____
Name of Agent: _____
Address: _____
Phone Number: _____
Signature of Agent: _____

Buyer ID Number: _____
Number of horses shipped: _____
Tag number: 111102
Export Tag Number: 1375
Consignor name: _____



- 00:15 Large Belgian gelding is urged into the stun box as we hear the drover yell "Hup!" (white auction sticker: 289; green kill-only sticker: 3737)
- 00:17 He sniffs the blood left from the horse before in head stanchion chin lift
- 00:25 Horse looks into suspending/butchering area
- 00:33 Horse trembling on his feet
- 00:49 Horse is shot with captive bolt pistol while shooter talking with someone, horse begins violently thrashing.
Thrashing continues and is so strong, camera skips.
- 00:52 Horse is shot a **second** time with smaller gun
- 00:57 Male voice can be heard yelling "YEE-HAW!"
- 01:03 Horse's thrashing finally stops
- 01:13 Horse has been slowly sliding down in the box. Can see ears are still slightly moving and forward
- 01:24 Side of stun box lifted horse slowly slides down and out of box
- 01:25 Shooter watches as horse slides out of box then goes to the door of bleed room and looks down towards where the horse is then goes into bleed out room
- 01:46 The drover also goes into the bleed out room looking down toward where the shooter and horse appear to be located
- 01:53 Can hear someone say "ah, tabernac" as though something has gone wrong

- 02:10 Drover closes door to bleed out room

- 02:45 Drover opens door to bleed out room

- 03:00 Drover appears at front of box and hoses down his boots

- 03:15 Drover hoses chin lift and front of box

- 03:39 Drover closes door to bleed out and hoses out rest of box but misses the blood on the inside of the box where the horses can see and smell

Horse 38 – 11-year-old Belgian mare, 18.1HH

EID Owner's address is illegible (on original), EID does not note markings on legs, EID Primary Location not filled in, EID owner using phone number of agent.

EQUINE INFORMATION DOCUMENT (EID)

OWNER'S NAME
FULL ADDRESS
PHONE NUMBER
PRIMARY LOCATION OF ANIMAL
PRIMARY USE OF ANIMAL
SEX Male Female
LIST VISUAL ACQUIRED MARKS
(Please include scars, etc. & location)

Color Markings
 Coat Color: Bay Black Chestnut Grey White Other
 Markings: None White Black Red Blue Green Yellow Orange Purple Pink Brown Tan Silver Gold Bronze Copper Aluminum Steel Iron Lead Zinc Cadmium Mercury Selenium Manganese Magnesium Calcium Phosphorus Potassium Sodium Chlorine Sulfur Nitrogen Oxygen Carbon Hydrogen Helium Neon Argon Krypton Xenon Radon Francium Radium Actinium Thorium Protactinium Uranium Neptunium Plutonium Americium Curium Berkelium Californium Einsteinium Fermium Mendelevium Nobelium Lawrencium Rutherfordium Dubnium Seaborgium Bohrium Hassium Meitnerium Darmstadtium Tennessine Oganesson

Color Markings
 Coat Color: Bay Black Chestnut Grey White Other
 Markings: None White Black Red Blue Green Yellow Orange Purple Pink Brown Tan Silver Gold Bronze Copper Aluminum Steel Iron Lead Zinc Cadmium Mercury Selenium Manganese Magnesium Calcium Phosphorus Potassium Sodium Chlorine Sulfur Nitrogen Oxygen Carbon Hydrogen Helium Neon Argon Krypton Xenon Radon Francium Radium Actinium Thorium Protactinium Uranium Neptunium Plutonium Americium Curium Berkelium Californium Einsteinium Fermium Mendelevium Nobelium Lawrencium Rutherfordium Dubnium Seaborgium Bohrium Hassium Meitnerium Darmstadtium Tennessine Oganesson

Color Markings
 Coat Color: Bay Black Chestnut Grey White Other
 Markings: None White Black Red Blue Green Yellow Orange Purple Pink Brown Tan Silver Gold Bronze Copper Aluminum Steel Iron Lead Zinc Cadmium Mercury Selenium Manganese Magnesium Calcium Phosphorus Potassium Sodium Chlorine Sulfur Nitrogen Oxygen Carbon Hydrogen Helium Neon Argon Krypton Xenon Radon Francium Radium Actinium Thorium Protactinium Uranium Neptunium Plutonium Americium Curium Berkelium Californium Einsteinium Fermium Mendelevium Nobelium Lawrencium Rutherfordium Dubnium Seaborgium Bohrium Hassium Meitnerium Darmstadtium Tennessine Oganesson

Name of Agent
Address
Phone Number
Signature of Agent

Official EID Number
of Previous EIDs
EID Number
Agent's Signature
Registration Number



F523, 010, 3741

- 04:10 Large Belgian mare comes into the stun box while drover yells "Hup! Hup!" (4 white stickers, 2 oval stickers - white or USDA green?: 000 and 3741; white square sticker: 523)
- 04:24 Shooter says to horse: "Hey, whoa, whoa"
- 04:30 Horse is head shy, repeatedly turning her head away from the captive bolt pistol
- 04:43 She is shot with captive bolt pistol and falls (audio lag)
- 04:48 She's shot a **second** time on the top of the head to the right
- 04:58 She's shot a **third** time on the top of the head to the left; horse bounces up with impact
- 05:17 Side of stun box is lifted


- 08:48 Shooter hoses down stun box

Horse 39 – 12-year-old Belgian gelding, 19HH

EID Primary Location not filled in, EID owner is using phone number of agent.

EQUINE INFORMATION DOCUMENT (EID)

(The form contains various fields for horse registration information, including owner details, horse characteristics, and contact information. The fields are mostly blank or contain faint, illegible text.)

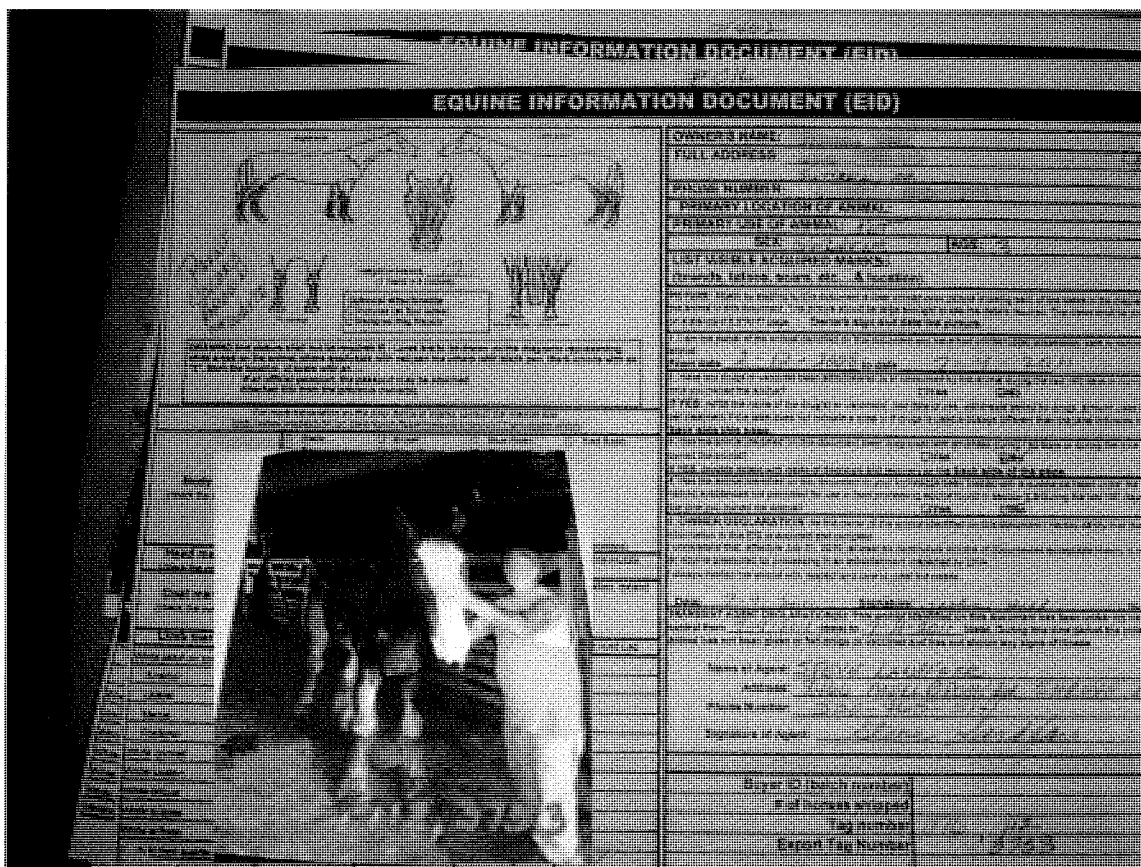


- 33:21 Large Belgian gelding with a short mane haltingly enters the stun box to the screaming of the drover "HEY! HUP!"; horse backs out again. Can hear the drover yelling "HEY! HEY! HEY!", then "GIT! GIT!"
- 33:39 Sound of pawing heard
- 33:52 Can hear worker saying "Get in there"
- 33:56 Can hear what sounds to be whipping
- 34:15 Worker with coffee mug moves to around front of stun box attempting to draw horse to him with hand outstretched
- 34:30 Worker digs in garbage bin, grabs a rag and attempts to entice horse with it but only succeeds in worrying the horse more
- 34:40 Horse is continually being urged from behind, inches way into stun box, is unsteady on his feet
- 34:49 Can now see white auction sticker number 119 and green kill-only USDA sticker: 3751
- 34:50 Horse is shot with captive bolt pistol, jumps and falls to left side (audio lag)
- 34:56 Horse is shot a **second** time, aggressively and on poll, horse slides down into stun box
- 35:05 Horse can be heard thrashing on the floor of the stun box; workers can be heard yelling, shooter pretends to throw himself into the stun box and smiles, meanwhile, the workers can be heard yelling over the thrashing of the horse
- 35:12 Horse is apparently still thrashing as he lies on the floor of the box
- 35:18 Finally he's quiet
- 35:19 Side of stun box is lifted by shooter
- 35:23 Shooter goes into suspending/butchering area

VIDEO 11101547

Horse 41 – 3-year-old Clydesdale gelding, 17HH

EID Primary Location not filled in, EID owner using phone number of agent.




- 02:50 A 3-year-old Clydesdale enters stun box (green kill-only USDA sticker: 3753)
- 2:51 Horse puts head down to sniff bloody stun box
- 3:02 Horse's knees buckle and he stumbles in stun box
- 3:04 Horse looks into suspending/butchering area
- 3:15 Horse is head shy and continually turns head to avoid captive bolt pistol
- 3:31 Horse is shot with captive bolt pistol; extremely poorly placed, grazes off horse's right ear
- 3:38 Shooter says: "Sorry, good girl." He is still standing
- 3:42 Horse turns head and looks back to move head as far away from shooter as possible, can see red line where bolt skinned across
- 3:48 Shooter takes **second** shot, incorrectly aimed too far to the right
- 3:55 Shooter takes a **third** shot on the horse's poll as the horse is down in the head stanchion
- 4:09 Side of stun box is lifted, horse slides through; a large amount of blood is left behind in the chin rest

Horse 43 – 13-year-old Belgian gelding, 18.3HH

EID does not note markings on legs, EID photo shows a blaze not a stripe.

EQUINE INFORMATION DOCUMENT (EID)



IDENTIFICATION POINTS:

1. Ear
2. Eye
3. Forehead
4. Bridge of nose
5. Nostril
6. Mouth
7. Chin
8. Throat
9. Neck
10. Shoulder
11. Withers
12. Back
13. Rump
14. Tail
15. Leg
16. Hoof

GENERAL INFORMATION:

Name: _____

Breed: _____

Sex: _____

Age: _____

Color: _____

Markings: _____

Registration Number: _____

Buyer ID Number: _____

Buyer Name: _____

Buyer Address: _____

Buyer City: _____

Buyer State: _____

Buyer Zip: _____

Buyer Phone: _____

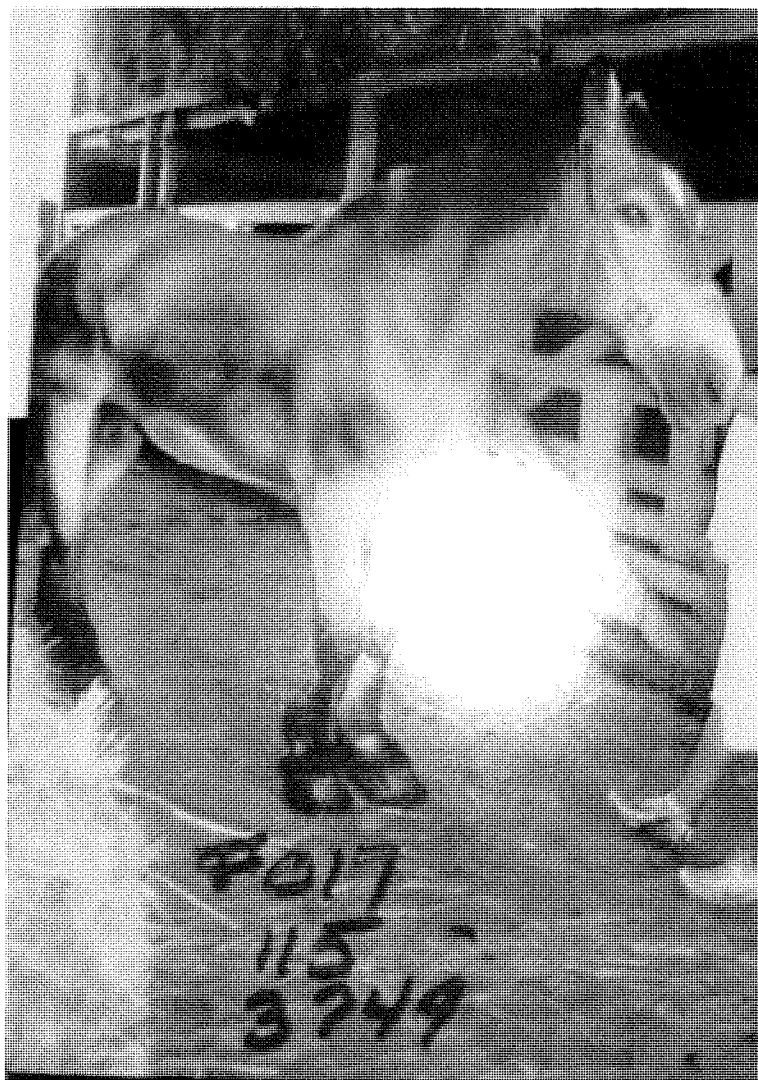
Buyer Email: _____



- 07:21 Another large Belgian comes part way into box then backs out
- 07:28 Drover can be heard yelling "HEY! GO! GIT! HEY! H'YA!" as horse comes back into box
- 07:31 Drover yells "JESUS CHRIST!"
- 07:37 Belgian gelding comes into the still bloody stun box with continued yelling by drover (white auction sticker: 134, green kill-only USDA sticker: 3748); he tries to back out again
- 07:47 He's trembling, knees are buckling, having difficulty remaining standing
- 07:54 Horse is shot with captive bolt pistol; incorrectly placed too high and to the right, horse flails, legs moving rapidly
- 08:01 Horse is shot a **second** time; incorrectly placed at the horse's poll
- 08:09 Horse is shot a **third** time again incorrectly placed at the horse's poll, almost at base of horse's brain
- 08:20 Horse convulses and shakes his head, shooter looks to be ready to give a **fourth** shot
- 08:32 Shooter moves past front of horse who appears to flinch at some noise
- 08:35 Side of stun box raised, horse partially slides down into stun box
- 08:40 Shooter grabs the horse's muzzle and grunts while pushing the horse's head down into the stun box
- 08:42 Horse's ears can be seen flicking while he's down in the box
- 08:52 Can see shooter pulling horse through with a crashing noise

Horse 46 – 14-year-old draft gelding, 18HH

EID Primary Location not filled in, EID owner using phone number of agent, owner's signature and agent's signature look very similar (on original photo).



23:56 Bay draft is urged into still-bloody stun box (3 white tags, round green kill- only USDA sticker: 3749 and white auction sticker: 115)

24:13 Horse is shot with captive bolt pistol and falls

24:18 Horse is shot a **second** time with captive bolt pistol; inaccurately placed on poll

24:27 Horse is shot a **third** time with captive bolt pistol while his ears were turning back; horse's body jumps with the shot again on top of head at the poll

24:33 Horse is shot a **fourth** time; this shot is violent and forceful; horse's body jumps higher with the shot, horse not going limp

24:50 Side of stun box is lifted, horse slides through leaving a great deal of blood behind

Horse 57 – 15-year-old buckskin gelding, 16HH
EID owner using phone number of agent

EQUNE INFORMATION DOCUMENT (EID)

(Note: The form contains a diagram of a horse's head and neck with various anatomical points labeled, such as the eye, ear, and jawline.)

OWNER'S NAME: [Redacted]
PHONE NUMBER: [Redacted]
PRIMARY EQUINE USE: [Redacted]
OWNER'S SIGNATURE: [Redacted]

LIST OTHER ACCREDITED NUMBERS: [Redacted]

DATE: [Redacted]

AGENT'S NAME: [Redacted]
AGENT'S PHONE NUMBER: [Redacted]

AGENT'S SIGNATURE: [Redacted]

AGENT'S TITLE: [Redacted]

AGENT'S ORGANIZATION: [Redacted]

AGENT'S ADDRESS: [Redacted]

AGENT'S CITY: [Redacted]
AGENT'S STATE: [Redacted]
AGENT'S ZIP: [Redacted]

AGENT'S FAX: [Redacted]

AGENT'S E-MAIL: [Redacted]

AGENT'S WEBSITE: [Redacted]

AGENT'S BUSINESS HOURS: [Redacted]

AGENT'S CONTACT INFORMATION: [Redacted]

AGENT'S COMMENTS: [Redacted]

AGENT'S VERIFICATION: [Redacted]

AGENT'S SIGNATURE: [Redacted]

AGENT'S TITLE: [Redacted]

AGENT'S ORGANIZATION: [Redacted]

AGENT'S ADDRESS: [Redacted]

AGENT'S CITY: [Redacted]
AGENT'S STATE: [Redacted]
AGENT'S ZIP: [Redacted]


AGENT'S FAX: [Redacted]

AGENT'S E-MAIL: [Redacted]

AGENT'S WEBSITE: [Redacted]

AGENT'S BUSINESS HOURS: [Redacted]

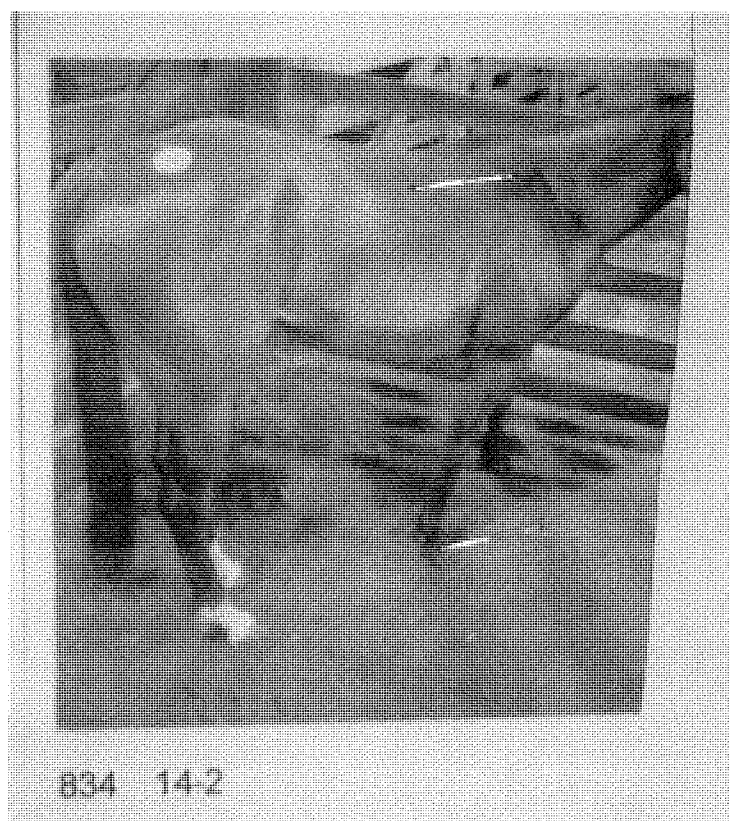
AGENT'S CONTACT INFORMATION: [Redacted]



- 28:32 Shooter tries luring in next horse
- 28:39 Horse does not want to enter; shooter tries to entice horse (buckskin Quarter Horse) into entering the stun box by holding out a rag from the garbage
- 29:11 Shooter throws towels back into garbage and uses baby talk to try to encourage horse into the chute
- 29:30 Shooter gets help from the drover
- 29:41 Can hear sounds of shod hooves
- 30:00 Buckskin horse, likely a Quarter Horse, enters then quickly backs up again (green kill-only USDA sticker: 3800)
- 30:10 Drover yells loudly "HEY! HUP! HA!"
- 30:17 Horse raises head and looks out open top left side of stun box
- 30:30 Horse is trembling, feet spinning on stun box floor
- 30:50 Horse is shot with the captive bolt pistol
- 30:55 Horse is shot a **second** time, can see left eye blink as shooter comes fast with captive bolt gun, body jumps
- 30:57 Second shot has reverse effect, horse on feet, moving and convulsing after shot
- 31:00 Horse is convulsing violently in box, blood pouring out of his head
- 31:15 He finally sinks to the floor but does not appear to be unconscious as his ears are still pricked up and his throat is moving
- 31:15 Side of stun box is lifted regardless

VIDEO 11112847

Horse 60 – 3-year-old possible Standardbred, 14.2HH
 EID lists two different heights – 15 and 14.2HH
 Accompanying photo lists height as 14.2HH



- 12:09 Small bay mare, possibly a Standardbred, enters stun box slowly (EID shows auction tag 834, green kill only USDA sticker: 3812)
- 12:20 She sniffs around and is visibly shaking
- 12:26 She is frightened and nervously looking around, loud clanging noises can be heard
- 12:40 She looks into suspending/butchering area
- 12:42 She's head shy, continually turning head away from captive bolt pistol
- 12:47 She's shot with captive bolt pistol, can see whites of the her eyes as she looks back. She's shot while looking to left
- 13:04 Her eyes appear to be moving after the first shot as her body slides down the stun box
- 13:04 She is shot a **second** time. A great deal of blood is seen on her forehead. Captive bolt pistol appears to get stuck in her head and has to be forcefully pulled out.
She is trembling as she slides down into the box
- 13:22 A profuse amount of blood is left behind in the chin lift of the stanchion
- 13:35 She's pulled into bleed out room
- 14:10 Sound of saws starting up again is heard. She was only shot around a half minute or so before the saws started up again.

Horse 63 – Bay Horse




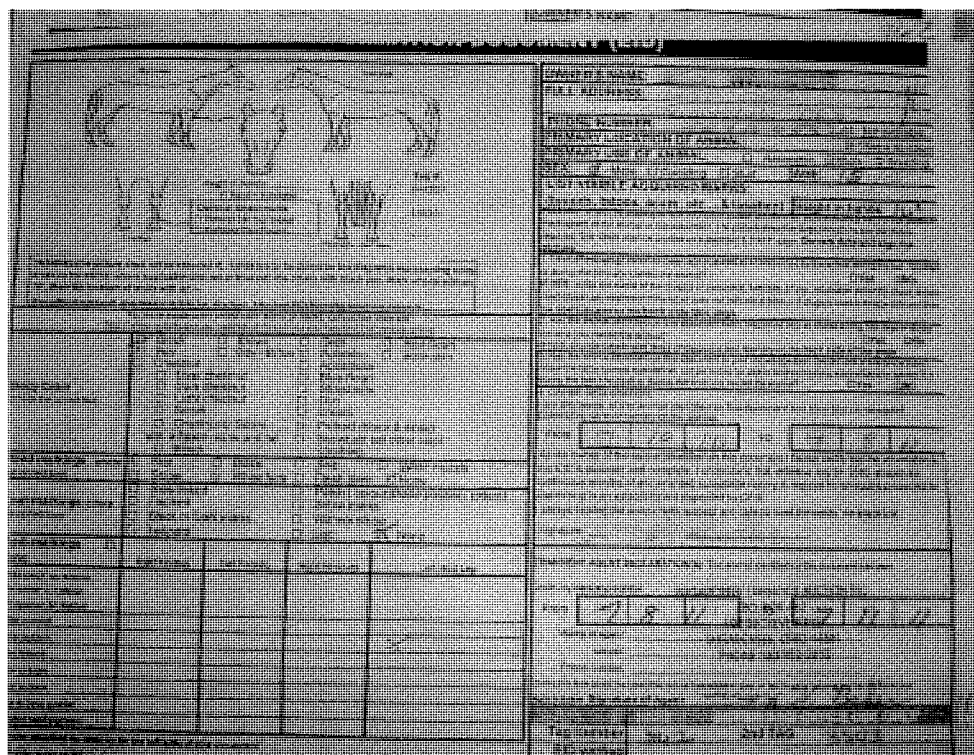
- 34:35 Bay with straw in his/her mane very slowly enters stun box
- 34:57 Horse is nervously looking around, twitching
- 35:09 Horse is flinching, noticeably flinches when someone coughs
- 35:09 Horse is shot with captive bolt and starts kicking and convulsing
- 35:16 Horse is shot a **second** time, falls down into stun box
- 35:30 A person wearing a white hard-hat enters to look into the stun box
- 35:35 The shooter lifts the face of the horse to look into it
- 35:42 The shooter slaps face of horse while opening the door (First time this behaviour is observed from the shooter)
- 36:03 Horse pulled through
- 36:05 Individual in white hat leaves

VIDEO 11124148

Horse 64 – 12-year-old Standardbred, mare, 16.2HH

She is seen in the video “Pasture to Plate” at 02:09 in the video.

Her registered name was “Major Baby”. Her tattoo indicates that she was 12 years old but her EID shows in the age box one number written over with another, EID owner using phone number of agent.



- 00:10 Thin black mare with black mane comes into still-bloody stun box (green kill-only USDA sticker: 3803)
- 00:15 She smells the bloody chin lift smearing the blood
- 00:24 She looks into suspending/butchering area
- 00:28 She's shot with captive bolt pistol and falls but still has trembling movement

- 00:35 Possible CFIA inspector returns (white hard hat, blue smock), looks in on horse
- 00:30 Shooter puts hand on top of her head
- 00:42 She suddenly rears back up as though attempting to rise to feet or flinching from shooter's hand just as inspector is out of view then crashes down and falls to the right
- 00:44 Shooter says to the male possible CFIA inspector: "Probably dead"
- 00:50 Inspector responds "Maybe not...(inaudible)", then shooter smiles and winks. Then shooter raises side door of stun box seemingly oblivious to the fact that Major Baby is still moving
- 00:58 Shooter goes into suspending/butchering area


- 01:06-01:19 Possible CFIA inspector looks in at horse pulled into suspending/butchering area

Horse 69 – Aged, bay gelding, 16.2HH

EID shows two ages – 18 has been crossed out and 25 written in, EID photo shows a stripe not a blaze as indicated.

EQUINE INFORMATION DOCUMENT (EID)

OWNER'S NAME: _____
 FULL ADDRESS: _____
 PHONE NUMBER: _____
 PRIMARY LOCATION OF ANIMAL: _____
 SECONDARY USE OF ANIMAL: _____
 SEX: _____
 MOST VISIBLE ACQUIRED MARKS: _____
 (blaze, stripe, spots, etc.) (location) (height in hands) _____
 FROM: 07/14/2010 TO: 07/02/11
 TAG NUMBER: 718V EID NUMBER: 71011



- 12:03 Large, aged, bay with stripe comes quickly in to stun box (green kill-only USDA sticker: 3817)
- 12:15 Horse stares into suspending/butchering area for 20 seconds, until 12:35
- 12:35 Horse is shot while looking into bleed out room but angle is incorrect and placed too far to the right, horse sways, ears are still forward
- 12:40 Horse is shot a **second** time; again shot too high and on the right
- 12:41 Horse is starting to move, trying to right himself, then slides down
- 12:59 Shooter grabs and shakes muzzle of horse
- 13:03 Side of stun box is lifted, horse's head snaps back as he slides under
- 13:19 Horse is pulled through stun box door

Horse 71 – 2-year-old Paint gelding, 15HH

EQUINE INFORMATION DOCUMENT (EID)

(Note: The form contains fields for owner name, address, phone numbers, location, and a checklist of physical characteristics. Handwritten entries are present in several fields.)

OWNER'S NAME: _____

FULL ADDRESS: _____

PHONE NUMBERS: _____

PRIMARY LOCATION OF RESIDENCE: _____

PRIMARY TYPE OF RESIDENCE: Residential Commercial Other

LIST OTHER ACCIDENT MARKS: _____

DATE OF BIRTH: 01-13-2011

REGISTRATION NUMBER: 15HH 1111

REGISTRATION STATE: FL

REGISTRATION YEAR: 2011

REGISTRATION TYPE: Standard

REGISTRATION FEE: 15.00

REGISTRATION METHOD: Standard

REGISTRATION SOURCE: Standard

REGISTRATION STATUS: Active

REGISTRATION TYPE: Standard


REGISTRATION SOURCE: Standard

REGISTRATION STATUS: Active


REGISTRATION TYPE: Standard

REGISTRATION SOURCE: Standard

REGISTRATION STATUS: Active



16:45 Young Paint horse with white stripe in mane



- 17:15 He stares into suspending/butchering area
- 17:20 He is shot with captive bolt pistol; can hear squeaking of his sweaty coat against the metal sides of the stun box as he slides down. Ears are still erect, though
- 17:26 He's shot a **second** time, hear more squeaking
- 17:28 Can see what appears to be a cold branded capital letter S on right side of his neck
- 17:40 Shooter partially opens door to bleed out room
- 17:45 Horse falls down, white face spattered with blood; shooter sprays chin rest while horse's head is still in view spraying the horse's face




- 18:00 Horse appears to have voluntary movement of his head
- 18:10 Horse is pulled through into suspending/butchering area

VIDEO 11143118

Horse 96

This horse is seen in the video "Pasture to Plate".



- 22:51 Chestnut horse with flaxen mane (green kill-only USDA sticker: 9437)
- 23:00 Horse is head shy, repeatedly turns face away from captive bolt pistol
- 23:18 Horse appears to be having difficulty remaining standing, trips and slips
- 23:20 Both head and feet of horse are moving frantically
- 23:23 Horse pushes his/her head through the curtain to stare into the suspending/butchering area; frantically darts eyes around
- 23:33 Continues staring into the suspending/butchering area
- 23:34 There's a discussion about the horse with some laughter. The shooter seems to have put down the captive bolt pistol
- 23:36 Horse again pushes nose through curtain to stare into the suspending/butchering area
- 23:37 Shooter goes into suspending/butchering area
- 23:45 Horse attempts to jump out of stun box
- 23:49 Horse starts to become frantic, attempts to rear, looks again into suspending/butchering area
- 23:55 The drover comes in
- 23:56 Drover shoots the horse while horse is looking into suspending/butchering area; appears to be an incorrect angle
- 24:03 Drover shoots the horse a **second** time, does so extremely aggressively with lips pursed
- 24:13 Drover waves "Bye-Bye!" into horse's face and lifts side of stun box
- 24:24 Drover pulls lever that slams against the horse's head
- 24:31 Potential CFIA inspector leans over and looks in at the horse falling down into the stun box
- 24:34 Can see face of potential CFIA inspector
- 24:45 Horse is pulled through

Colour Key


| | |
|--------|---|
| Red | Inaccurate hit, horse remains conscious |
| Purple | Horse shows signs of fear |
| Green | Horse slips and falls |
| Blue | Horse vocalizing from fear |
| Brown | Horse Shows signs of injury, infection or illness |
| Orange | CFIA present |

THURSDAY, JULY 14, 2011

VIDEO 11074922

Horse 8

This horse is seen in the video "Pasture to Plate".



- 25:45 Tall chestnut horse with a flaxen, partially shaved mane enters still-bloody stun box, looking back with whites of eyes showing
- 25:57 Whinnying (sounds like horse next in line)
- 26:01 Horse sniffs stun box, looking around, keeping head low
- 26:03 Whinnying
- 26:05 Whinnying
- 26:07 Whinnying
- 26:09 Horse falls repeatedly until 26:36 (shot appears edited but is not, camera skipped because of movement in stun box. Look at shooter for perspective)
- 26:41 Horse is head shy, repeatedly turning face away from captive bolt pistol
- 26:46 Horse is shot with captive bolt pistol (audio lag)
- 27:04 Side of stun box is raised, horse falls through
- 30:35 Side of stun box is raised, horse falls through, flaccid

VIDEO 11090227

Horse 29

- 03:43 Chestnut slowly enters stun box; appears to have something wrong with left eye (enlarged eye with discharge)
- 03:51 Horse is urged into the stun box the rest of the way; is jittery
- 03:59 Horse is shot with captive bolt pistol and falls, convulsing
- 04:15 Side of stun box is raised
- 04:17 Shooter hoses down the stun box while the horse is still in it on floor



Horse 29 with enlarged, possibly infected left eye

VIDEO 11101527

Horse 54


This horse is seen in the video "Pasture to Plate".



- 14:44 Nervous bay horse enters stun box, twitchy, eyes darting
- 15:06 Horse is head shy and repeatedly turns face to avoid captive bolt pistol
- 15:16 Horse is shot with captive bolt pistol and lunges forward
- 15:17 Just-shot, the horse whinnies and convulses
- 15:24 Shooter attempts to shoot horse a second time but bolt does not discharge
- 15:26 Horse is shot a **second** time; inaccurately placed on poll
- 15:27 Horse whinnies again
- 15:35 Shooter talks to horse in baby-talk, difficult to hear
- 15:41 Horse slumps down into the stun box
- 15:43 Side of stun box raised, horse falls through

Horse 57

This horse is seen in the video "Pasture to Plate"



- 21:16 Terrified chestnut horse is being urged into the stun box; can hear drover: "HEY! UP! Come on!"
- 21:21 Horse is thrashing in stun box so violently the film appears to skip
- 21:34 Horse is frantic, resisting moving forward but continually being pushed; twitching
- 21:35 Horse is shot with captive bolt pistol and falls (audio lag)
- 21:47 Side of stun box is raised
- 22:04 Horse is pulled through

- 27:29 Side of stun box is raised, horse falls through

Horse 60

- 28:30 Large black and white Paint enters stun box, chin lift has pooled blood from previous horse
- 28:45 Horse is shot with captive bolt pistol while horse looking into suspending/ butchering area when shot



Horse 60 hit with the first shot.

28:50 Shooter tries to shoot the horse a **second** time into left temple but the bolt does not appear to discharge, horse appears to flinch from the touch of it



Horse 60 shot a second time under left ear.

28:55 Horse is hit a **third** time in same inappropriate location - under left ear - bolt discharges this time horse again appears to flinch at touch



Horse 60 shot a third time.

- 29:00 Horse's body appears to be very rigid and starts to sink to floor
- 29:03 Wall of stun box is raised
- 29:26 Horse is pulled through

30:27 Whistling is heard

- 31:06 Shooter emerges from suspending/butchering area with a larger size captive bolt pistol which is covered in blood. He hoses the blood off of it.
- 31:15 Shooter returns just-hosed-off captive bolt pistol to suspending/butchering area
- 31:28 Shooter carries another captive bolt pistol back from the suspending/butchering area and places it on a shelf near the stun box

APPENDIX A

<http://laws-lois.justice.gc.ca/eng/regulations/sor-90-288/FullText.html>



CANADA

CONSOLIDATION

CODIFICATION

Meat Inspection
Regulations, 1990

Règlement de 1990 sur
l'inspection des viandes

SOR/90-288

DORS 90-288

Current to September 21, 2011

À jour au 21 septembre 2011

Last amended on July 30, 2009

Dernière modification le 30 juillet 2009

Published by the Minister of Justice at the following address:
<http://laws-lois.justice.gc.ca>

Publié par le ministre de la Justice à l'adresse suivante:
<http://lois-laws.justice.gc.ca>

APPENDIX A (cont'd)

<http://laws-lois.justice.gc.ca/eng/regulations/sor-90-288/FullText.html>

SOR/90-288 — September 21, 2011

79. Every food animal that is slaughtered shall, before being bled,

(a) be rendered unconscious in a manner that ensures that it does not regain consciousness before death, by one of the following methods:

(i) by delivering a blow to the head by means of a penetrating or non-penetrating mechanical device in a manner that causes immediate loss of consciousness,

(ii) by exposure to a gas or a gas mixture in a manner that causes a rapid loss of consciousness, or

(iii) by the application of an electrical current in a manner that causes immediate loss of consciousness; or

(b) be killed by one of the methods set out in paragraph (a) or, in the case of a bird or a domesticated rabbit, by rapid decapitation.

SOR/93-160, s. 9; SOR/99-369, s. 4

80. No equipment or instrument for restraining, slaughtering or rendering unconscious any food animal shall be used by any person for those purposes

(a) unless the person is, by reason of the person's competence and physical condition, able to do so without subjecting the animal to avoidable distress or avoidable pain; or

(b) where the condition of the equipment or instrument or the manner in which or the circumstances under which the equipment or instrument is used might subject the animal to avoidable distress or avoidable pain.

POST-MORTEM EXAMINATION AND INSPECTION
[SOR/2001-167, s. 16]

81. [Repealed, *SOR/2001-167, s. 17*]

82. Every operator shall ensure that

(a) all blood harvested from a food animal in a registered establishment for processing as an edible meat product is identified in a manner that indicates the car-

79. Tout animal pour alimentation humaine qui est abattu doit, avant la saignée :

a) soit être rendu inconscient de façon qu'il ne reprenne pas connaissance avant sa mort, selon l'une des méthodes suivantes :

(i) par un coup sur la tête asséné au moyen d'un dispositif mécanique pénétrant ou non pénétrant, de façon qu'il perde conscience immédiatement,

(ii) par exposition à un gaz ou une combinaison de gaz, de façon qu'il perde conscience rapidement,

(iii) par l'application d'un courant électrique, de façon qu'il perde conscience immédiatement;

b) soit être tué selon l'une des méthodes décrites à l'alinéa a) ou, dans le cas d'une volaille ou d'un lapin domestique, par décapitation rapide.

DORS/93-160, art. 9; DORS/99-369, art. 4.

80. Tout instrument ou matériel servant à la contention ou à l'abattage des animaux pour alimentation humaine ou destiné à rendre ces derniers inconscients n'est utilisé que si :

a) l'habileté et la condition physique de l'utilisateur lui permettent de le faire sans causer de souffrances inutiles à l'animal;

b) l'état de l'instrument ou du matériel, ou le mode ou les circonstances d'utilisation de ceux-ci, n'exposent vraisemblablement pas l'animal à des souffrances inutiles,

EXAMEN POST MORTEM ET INSPECTION POST MORTEM
[DORS/2001-167, art. 16]

81. [Abrogé, *DORS/2001-167, art. 17*]

82. L'exploitant doit s'assurer :

a) que le sang recueilli, à des fins de transformation en tant que produit de viande comestible, d'un animal pour alimentation humaine dans l'établissement agréé

APPENDIX B

CFIA Manual of Procedures, Chapter 17, Annex E

<http://www.inspection.gc.ca/english/fssa/meavia/man/ch17/annexee.shtml>

"It is mandatory for all operators of Canadian Food Inspection Agency (CFIA) inspected facilities in Canada engaged in equine slaughter for edible purposes to have complete identity and medical records for all animals (domestic and imported) presented for slaughter. These records are referred to as equine information documents."

Table of Contents include:

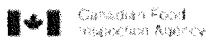
- E.1 Introduction
 - E.2 Equine Information Document Elements
 - E.3 Equine Description Terms
 - E.4 Equine Lot Program
 - E.5 List of Veterinary Drugs Not Permitted For Use in Equine Slaughtered For Food With Canadian Brand Name Examples
 - E.6 List of "Essential" Veterinary Drugs Permitted in Equine With a 6 Month Withdrawal Period With Canadian Brand Name Examples
 - E.7 List of Veterinary Drugs Safe for Use in Equine Intended for Food Production for Which Withdrawal Periods Have Been Determined with Canadian Brand Name Examples
 - E.8 Frequently Asked Questions and Answers
-

APPENDIX B (Cont'd)

Equine Information Document (EID) Template

A PDF interactive user-friendly individual animal EID developed for use by equine owners may be found at the Canadian Food Inspection Agency website:

<http://www.inspection.gc.ca/english/for/pdf/c5624e.pdf>



Agence canadienne
d'inspection des aliments

Print Form

Clear Form


PROTECTED B
when completed

EQUINE INFORMATION DOCUMENT

| PART 1 - WRITTEN AND VISUAL IDENTIFICATION | | | |
|---|------------------------------------|-----------------------------|--|
| Note: i) The EID must contain both written and visual identification. ii) Alternate options to filling out the written description and picture identification below are given at the end of Part 1. | | | |
| A) WRITTEN IDENTIFICATION | | | |
| Primary location of the animal (Land location or legal address or premises identification number) | | | |
| Primary use(s) of the animal. Check one or more of the following: | | | |
| Recreation / Companion Animal / Pleasure Riding | | Performance / Sport / Show | |
| Breeding | Rodeo | Private Industry Work | Urine Production |
| Racing | Ranch / Farm Work | Public Work | Food Production |
| Other (please specify) | | | |
| Sex | Month and Year of Birth (if known) | Country of Birth (if known) | Height in hands (1 hand = 4 inches) |
| Refer to Meat Hygiene Manual of Procedures Chapter 17, Annex E, Section E.3 for terms to be used for the following equine colour and marking identification section. | | | |
| Body Colour | Markings: Head | Markings: Body | |
| Markings: Limbs - Right Front | Markings: Limbs - Right Hind | | |
| Markings: Limbs - Left Front | Markings: Limbs - Left Hind | | |
| The following supplemental identification items may be completed if applicable. | | | |
| List visible acquired marks (brands, tattoos, scars, etc.) and location | | | |
| Pedigree registry and registration number: | | | |
| Microchip number and location: | | | |
| Passport ID number: | | | |
| Unique Equine Life Number: | | | |
| Other Unique Identifier: | | | |
| In the case of an Equine Information Document completed by the previous owner, name of previous owner | | | |

CLEAR FORM

This template provides for the minimum requirements of written and pictorial identification as well as a record of medical history and declaration(s) for equine (horses, donkeys, zebras and their crosses) presented for slaughter in Canada. This template may be used or its contents may be adapted for use by the equine industry. This PDF template may be printed as a blank or partially filled form at any stage and remaining information may be filled in by hand.



APPENDIX C

Canadian Food Inspection Agency

List of Federally Registered Meat Establishments and their Licensed Operators

Last Update : 2011/11/29

<http://active.inspection.gc.ca/scripts/meavia/reglist/reglist.asp?lang=e>

Telephone numbers:

Ending with /F = Fax Number.

Ending with /I = Inspection Number.

Not ending with anything = Location Number.

* at the end of the operator's name means the establishment is temporarily inactive.

The licensed operator of a registered establishment has a HACCP system (prerequisite programs and HACCP plans) in place that meets FSEP requirements as required by section 29 of the *Meat Inspection Regulations*, 1990

| Registration Number | Name of the Operator Address(s) | Function Codes | Telephone Number(s) |
|---------------------|--|---|--|
| 076 | VIANDE RICHELIEU INC./RICHELIEU MEAT INC. ----- Location Address: : 595 RUE ROYALE, MASSUEVILLE, QC, J0G 1K0 Mailing Address: : C.P. 101, MASSUEVILLE, QC, J0G 1K0 | 1abehi, 3x, 6x, 11ADGHLNR, | (450) 788-2667 (450) 788-2622/F (450) 788-2061/I |
| 505 | LES VIANDES DE LA PETITE-NATION INC. Also Doing Business As Name : LES CERFS DE BOILEAU ----- Location Address: : 517, RANG STE-JULIE EST, ST-ANDRÉ-AVELLIN, QC, J0V 1W0 Mailing Address: : 421, RUE ST-PAUL ESTBUREAU 200, MONTRÉAL, QC, H2Y 1H5 | 1abcdeh, 3xfg, 6xfg, 11ADGHKN, | (819) 983-7941 (819) 983-4041/F (819) 983-7941/I |
| 506 | BOUVRY EXPORT CALGARY LTD. ----- Location Address: : S.W. 1/4 SEC. 17TWP. 9, RG. 25, W. 4, HWY # 3 EAST, FORT MACLEOD, AB, Mailing Address: : P.O. BOX 2024, FORT MACLEOD, AB, T0L 0Z0 | 1acehij, 3x, 11ADGHN, | (403) 553-4431 (403) 553-3037/I (403) 553-3222/F |
| 657 | CANADIAN PREMIUM MEATS INC. ----- Location Address: : 3401 - 53RD AVE., LACOMBE, AB, T4L 2L6 Mailing Address: : RR 4, RED DEER, AB, T4N 5E4 | 1aehi, 3x, 11ADHLMNV, | (403) 782-9366 (403) 782-7163/F (403) 782-7991/I |

This search found 4 establishment(s).

APPENDIX C (Cont'd)

<http://active.inspection.gc.ca/scripts/meavia/reglist/reglist.asp?lang=e>

Key To Function Codes:

1. Slaughter a) Cattle b) Calves c) Sheep, lambs and goats d) Swine e) Horses f) Poultry g) Rabbits h) Others

1. Ritual Slaughter i) Halal j) Kosher

2. Canning f) Poultry Meat x) Red Meat g) Rabbit Meat

3. Boning and Cutting f) Poultry Meat x) Red Meat g) Rabbit Meat

4. Edible Rendering

5. Casing Preparation

6. Other Processing f) Poultry Meat x) Red Meat g) Rabbit Meat

7. Packaging, Labelling and Storing

8. Inedible Rendering

9. Facilities for inspection of detained or imported meat products A) Cooked, frozen, boneless beef from South America. B) Other than cooked, frozen, boneless beef from South America. C) Not requiring refrigeration. US) From the United States of America.

10. Storage Only A) Cold Storage B) Dry Storage

11. Establishments approved for export to specified markets. Please be advised that the approval of the establishments may be limited to specific products and/or that restrictions may apply. For details on the eligibility status of the establishment click on the following link and consult the applicable section on the market of destination of chapter 11:

<http://www.inspection.gc.ca/english/fssa/meavia/man/ch11/11.7e.shtml>

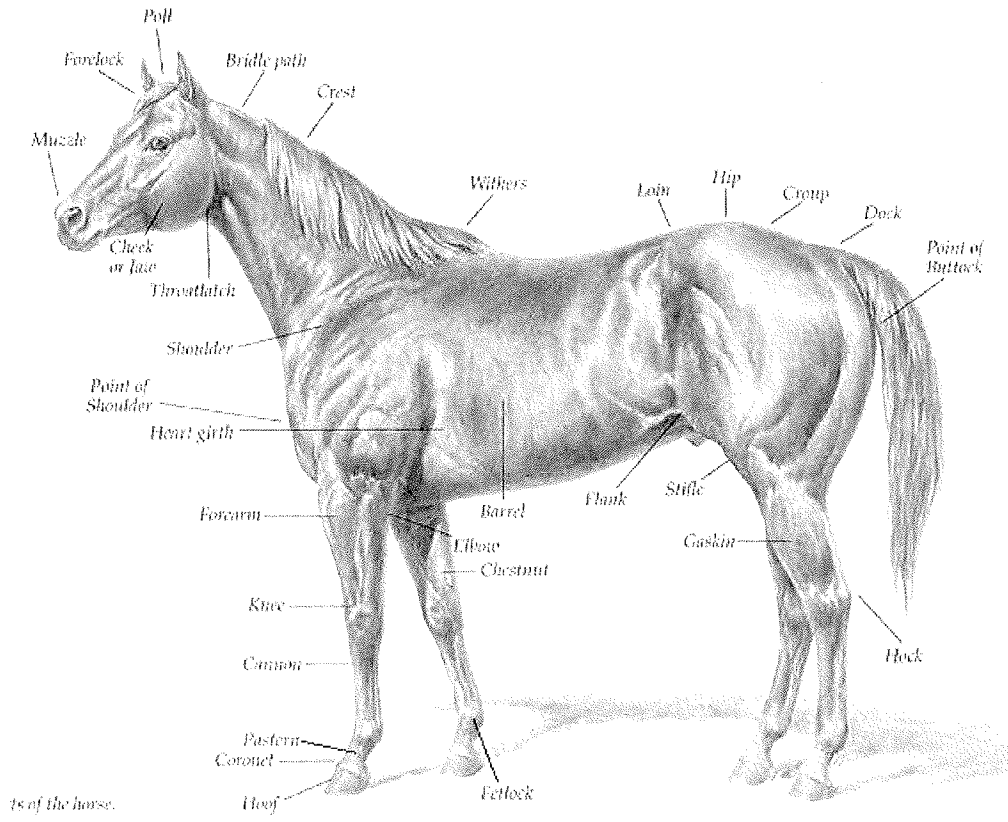
A) Mexico C) Japan D) United States F) Australia G) South Africa H) European Union* & Switzerland I) Ukraine J) Argentina K) Brazil L) Hong-Kong N) Chile O) Malaysia P) Indonesia R) Russia S) China B) Saudi Arabia M) Singapore Q) Peru V) Vietnam

*With the exception of St-Pierre et Miquelon

12. Trichina Treatment Facilities


APPENDIX D

Equine Anatomy



APPENDIX E

Photographs of Horses in Overnight Holding Pens



Horses in overcrowded holding pens - no food or water present



Thin horses, with "downer" horse on floor on left at risk of being trampled



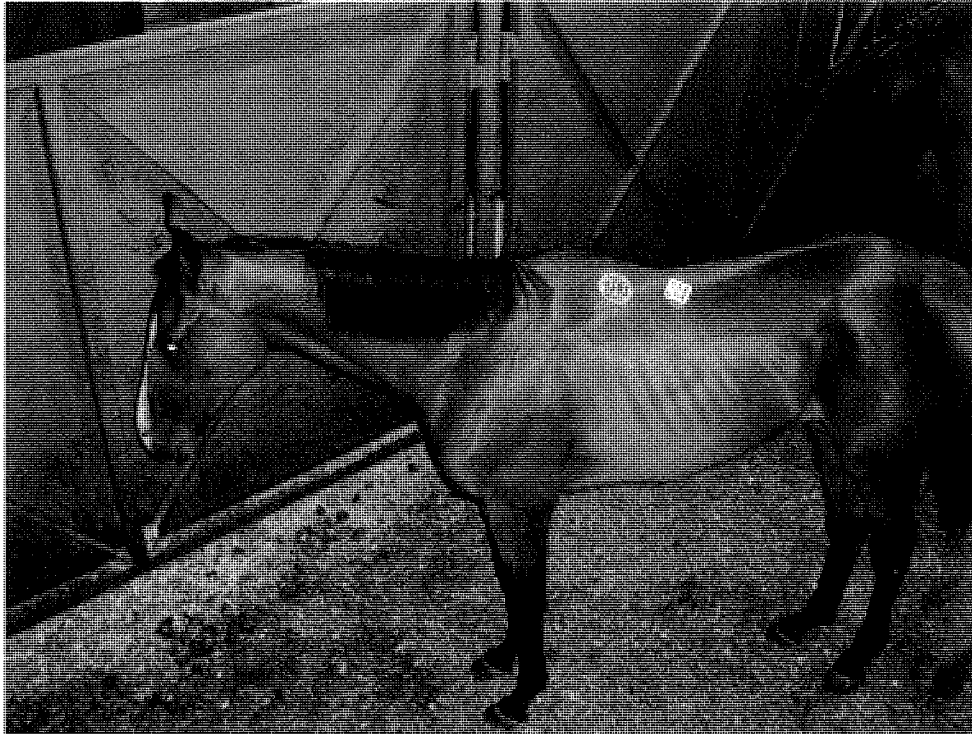
“Downer” horse at risk of being trampled; metal shoe still on right fore hoof



Close up of “downer” horse



Thin and frightened horses in holding pen at La Petite-Nation




Fit but thin Thoroughbred in holding pen



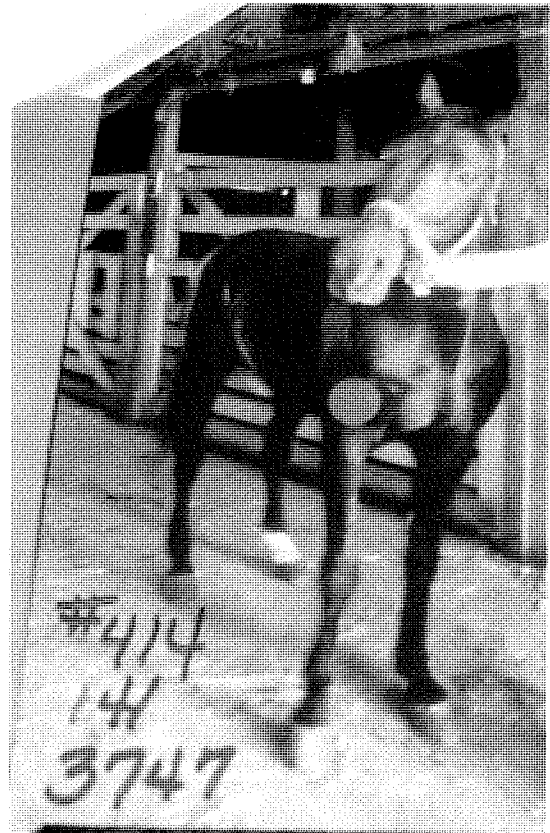

Kill-only USDA stickers listed acronym USEZ

APPENDIX F

Sampling of Photos Attached to EID Forms



Showing tattoo



EID Forms


The image shows a detailed EID form for a horse. The top section is titled 'SCHEMATIC INFORMATION DOCUMENT (EID)'. Below this title are several hand-drawn diagrams of a horse's head and legs, with various markings and labels. To the right of these diagrams is a section for 'OWNER'S NAME', 'FULL ADDRESS', 'PHONE NUMBER', and 'PRIMARY LOCATION OF ANIMAL'. Below that is a section for 'LIST VISIBLE ACQUIRED MARKS' with handwritten entries. The bottom right section contains a 'PARENT AGENT DECLARATION' with a signature and date, and a 'Tag Number' section with handwritten numbers. At the bottom left, there are two small photographs of the horse.

This registered Standardbred's name was "Hurricane Jeff". He was 8 years old but his EID states 5. In his racing career he earned \$108,446 for his owners and his ancestry is traced back to Cam Fella.

Below is an EID purportedly for an 18-year-old mare that was listed as a workhorse.

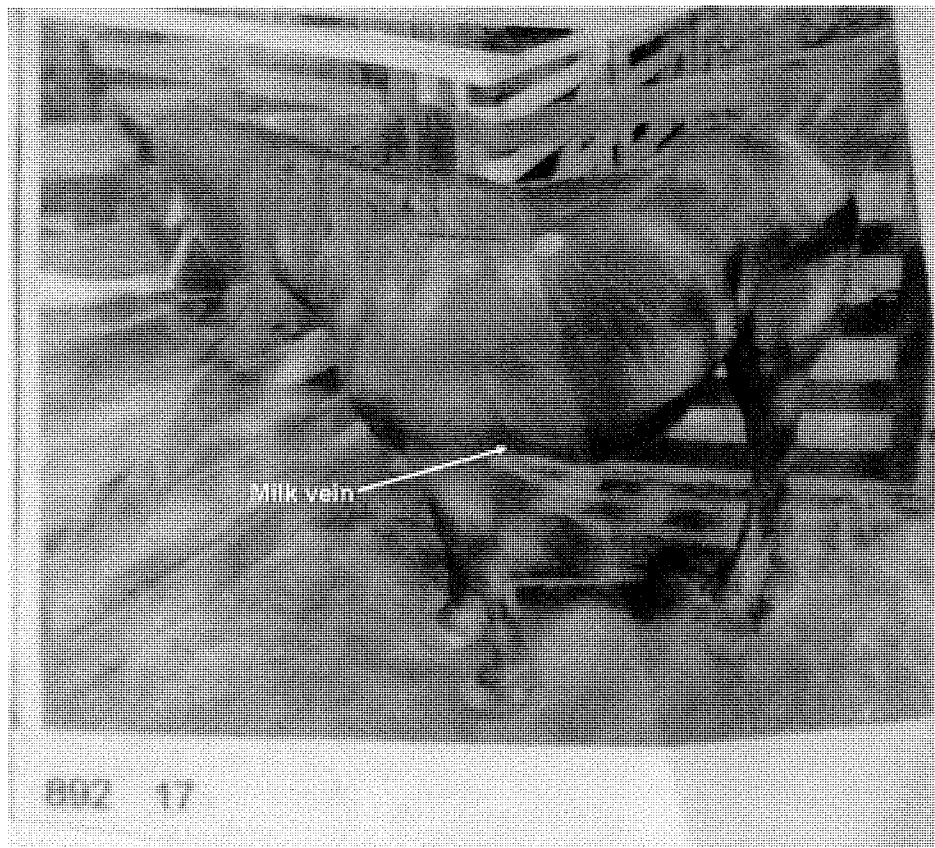
This EID has multiple errors. The EID owner and signature do not match. The mare's age was scratched out, and written over beside it is the number "18" (on closer examination of the original photo, the scratched out number appears to be "30"). Instead of a phone number for the owner, the agent's number is written in that field. Under Drugs section, white-out tape has been used to cover over the 'YES' box with a large box and an 'X' marked in the 'NO' box.

It seems highly doubtful that this fancy, show-type horse is an 18 or 30-year-old workhorse.



The EID below shows what could possibly be a 20-year-old pregnant mare who appears to be close to term. Her enlarged belly and prominent milk vein leads us to believe that she was 2 weeks to a month before foaling, however, the EID does not state the sex of this horse.


The image shows a scan of an Equine Information Document (EID) form. The form is titled "EQUINE INFORMATION DOCUMENT (EID)" at the top. It contains several sections, including a header with a logo, a section for "GENERAL INFORMATION" with fields for name, sex, age, and breed, and a section for "VETERINARY RECORDS" with a table for recording treatments and dates. The form is filled out with handwritten information, though it is difficult to read due to the scan quality.



On this EID someone has written the word 'MULE' on the description. As well, 3 different heights have been entered: 12.2 and 15.2 on the EID, and 15.1 on the accompanying photo.


The image shows a scan of a horse identification form. The form is divided into several sections. At the top, there are fields for 'BREED', 'COLOR', 'SEX', and 'AGE'. Below these are fields for 'OWNER', 'BREEDER', and 'PURCHASER'. The 'DESCRIPTION' field contains the word 'MULE' written in large, bold letters. There are also fields for 'HEIGHT' and 'WEIGHT'. A table with multiple columns and rows is visible, likely for recording measurements or observations. The form is filled with handwritten text and numbers.


The photo attached to this EID is that of a horse, not a mule.



APPENDIX G

Stun Box Design







Stun box from front looking in from
shooter's point of view

© Canadian Horse Defence Coalition

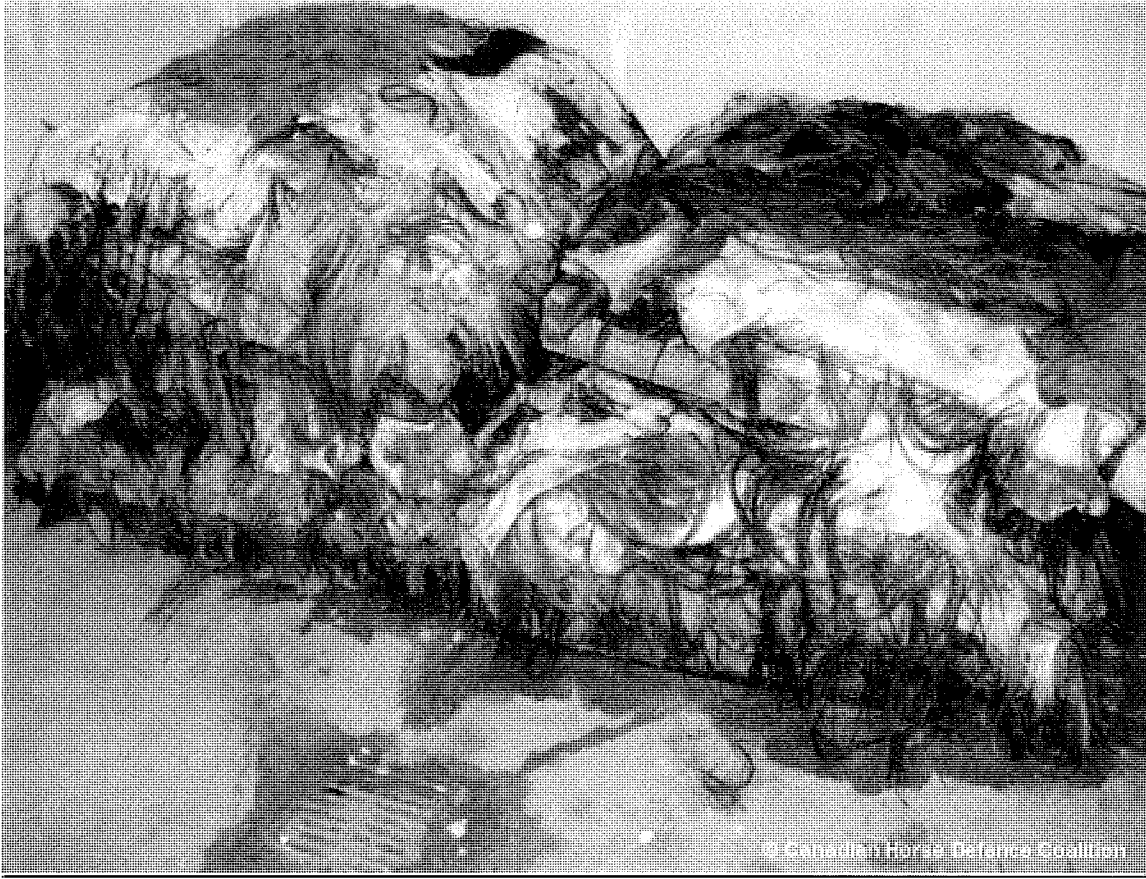
APPENDIX H



Discarded halters near the stun box.



Horse carcasses inside the cold storage room.




Horse hides.



Skids piled high with horse hides.

The
**Canadian
Horse Defence
Coalition**



Canadian Horse Defence Coalition

150 First Street

P.O. Box 21079

Orangeville, Ontario L9W 4S7

Phone: (250) 768-4803

Email: info@defendhorsescanada.org

Web: www.defendhorsescanada.org